



PALM SPRINGS



ACPAAM25

ANNUAL MEETING

Palm Springs, CA

MAY 6-10, 2025

Program Guide

#ACPAAM25



AMERICAN SOCIETY OF
CRANIOFACIAL SURGEONS
32ND ANNUAL MEETING

acpacares.org
ACPA's 2025 Annual Meeting



THRIVE



Help sustain the programs at the root of ACPA's mission so patients and families thrive.

A donation to ACPA is an investment in interdisciplinary care for children born with cleft and craniofacial conditions to ensure the best possible outcomes, today and into the future. Help expand research efforts, innovate surgical techniques, enhance professional resources, and improve outcomes globally.

You can change thousands of lives with a single donation. Visit the ACPA table in the Celebrity Foyer near registration to learn more about how you can make a difference.

Table of Contents

→	2	Accredited Continuing Education
→	3	Accredited CE Checklist
→	5	Letter from the President and Chair
→	6	General Information and Policies
→	8	Conference Floor Plan
→	9	Schedule at a Glance
→	10	Annual Meeting Schedule
→	30	2025 Program Task Force & Board of Directors
→	31	ACPA 2025 Award Winners
→	33	2025 International Partner Highlight

Accredited Continuing Education

**Deadline to Complete the Evaluation to Receive Credit:
June 14, 2025**

Learning Objectives

At the completion of this activity, learners will be able to:

- Discuss new topics and advancements in research, clinical, and team-driven care for people with cleft and craniofacial conditions.
- Summarize various clinical techniques, research findings, and improvements in team care for individuals affected with cleft and craniofacial conditions.
- Explain ideas learned from colleagues across multiple disciplines, teams, and locations to better serve their patients through team care.

Desired Learner Outcomes

At the completion of this activity, learners will be able to:

- Self-assess a gain in knowledge related to best practices and techniques for care of patients with cleft and/or craniofacial conditions.
- Self-assess that they will improve their performance in their clinical practice based on knowledge gained.
- Self-assess that they anticipate improved patient outcomes based on changes in their performance.

Commercial Support

Commercial support received from KLS Martin and Stryker.

Teaching Methods: Lecture, Case Studies, Panel Discussions, Posters, Q&A

ACPA is accredited by ACCME and ANCC, approved by ASHA, and recognized by ADA CERP, to provide accredited continuing education to physicians, nurses, SLPs, audiologists, and dentists.

Continuing Medical Education

The American Cleft Palate Craniofacial Association (ACPA) is accredited by the Accreditation Council for Continuing Medical Education (ACCME) to provide continuing medical education for physicians.



The American Cleft Palate Craniofacial Association designates this live activity for a maximum of 27.75 AMA PRA Category 1 Credits™.

Physicians should claim only the credit commensurate with the extent of their participation in the activity.

Nursing Continuing Professional Development

The American Cleft Palate Craniofacial Association (ACPA) is accredited as a provider of nursing continuing professional development by the American Nurses Credentialing Center's Commission on Accreditation.



This live educational activity is offered for up to 27.75 Nursing Continuing Professional Development (NCPD) contact hours. Learners will be awarded contact hours only for the sessions they attend.

In order to receive credit, learners must attend 80% or more of each session they are claiming credit for and complete and submit the evaluation form.

Continuing Speech-Language Pathology and Audiology Education

The American Cleft Palate Craniofacial Association (ACPA) is approved by the Continuing Education Board of the American Speech-Language-Hearing Association (ASHA) to provide continuing education activities in speech-language pathology and audiology.



ASHA CE
APPROVED PROVIDER

American Cleft Palate
Craniofacial Association

Various Level
Up to 2.65 ASHA CEUs

ASHA CE Provider Approval and use of the Brand Block does not imply endorsement of course content, specific products, or clinical procedures.

Continuing Dental Education

The American Cleft Palate Craniofacial Association (ACPA) is an ADA CERP Recognized Provider.

ADA CERP is a service of the American Dental Association to assist dental professionals in identifying quality providers of continuing dental education. ADA CERP does not approve or endorse individual courses or instructors, nor does it imply acceptance of credit hours by boards of dentistry.

The American Cleft Palate Craniofacial Association designates this live activity for a maximum of 27.75 continuing education credits.

ADA CERP® | Continuing Education
Recognition Program

Concerns or complaints about a CE provider may be directed to the provider or to the Commission for Continuing Education Provider Recognition at CCEPR.ADA.org.

All attendees will have access to the recordings from the meeting and may claim up to the allowed maximum credit by June 14, 2025.

Attendees MUST complete the evaluation by the deadline to claim credit.

Accredited CE Checklist

For posters:

- View a minimum of 12 posters for each poster session (1 hour of credit will be awarded for each poster session)
- Complete and submit the evaluation form

Activity Dates:

- In-person activity held: May 7- May 10, 2025
- Evaluation submission deadline: June 14, 2025

Claiming your credits:

Approximately two weeks after the meeting, all learners will receive an email with a link to log in to the meeting platform. This is where you will be able to review the recordings from the meeting, complete your evaluation, claim your accredited continuing education credits, and print your transcript for the meeting. Please contact education@ACPACares.org for technical assistance.

Disclosure Policy

The American Cleft Palate Craniofacial Association (ACPA) has adopted the following Disclosure Policy in compliance with the Accreditation Council for Continuing Medical Education (ACCME) Standards for Integrity and Independence in Accredited Continuing Education (released December 2020), the American Speech-Language-Hearing Association's (ASHA) Continuing Education Board's requirements, the requirements of the American Nurses Credentialing Center's (ANCC) Commission on Accreditation, and the requirements of the American Dental Association as an ADA CERP Recognized Provider.

ACPA requires that all individuals involved in planning or presenting (e.g. faculty, abstract authors and co-authors), or any other person in control of content for accredited continuing education activities sponsored or jointly sponsored by ACPA must disclose all financial relationships with ineligible companies (including those of immediate family members).

Disclosure Policy (continued)

The individual must disclose all financial relationships with ineligible companies which have existed within the last 24 months, by providing the name of the ineligible company and the nature of the financial relationship. An ineligible company is any entity whose primary business is producing, marketing, selling, re-selling, or distributing healthcare products used by or on patients. For specific examples of ineligible companies, visit accme.org/standards. There is no minimum financial threshold; all financial relationships, regardless of the amount, with ineligible companies, must be disclosed. All financial relationships must be disclosed, regardless of the potential relevance of each relationship to the education. Examples of financial relationships include employee, researcher, consultant, advisor, speaker, independent contractor (including contracted research), royalties or patent beneficiary, executive role, and ownership interest. Individual stocks and stock options should be disclosed; diversified mutual funds do not need to be disclosed. Research funding from ineligible companies should be disclosed by the principal or named investigator even if that individual's institution receives the research grant and managed the funds.

ACPA's Disclosure Policy also requires disclosure of all non-financial relationships that are relevant to the proposed course's content. Non-financial relationships may include personal or professional roles, experiences, and background.

Program Task Force disclosure statements and faculty disclosure statements are available on the CE Information & Disclosures page of the ACPA Annual Meeting website.

Conduct and Non-discrimination Policy

ACPA is a community dedicated to a welcoming environment. We welcome and embrace people of any age, race, gender, ethnicity, sexual orientation, ability, language, or economic background. We issue a warm welcome to anyone with a facial difference.

ACPA expects that everyone who participates in ACPA's Annual Meeting will be respectful of other attendees, vendors, the Westin staff, and all others they meet. Attendees are expected to follow common rules of behavior and respect for private property. Abusive, harassing, or threatening behavior directed toward any other attendee or person is not appropriate. Report all incidents in which a meeting attendee is abusive, insulting, intimidating, bothersome, or acting in an unsafe or illegal manner to the ACPA Registration Desk or to Westin security immediately.

MARK YOUR CALENDAR

ACPA's 2026 Annual Meeting
Boston, MA
Hilton Boston Park Plaza
March 24 - 28, 2026



A letter from ACPA's President & Program Chair

Dear Esteemed Colleagues,

On behalf of the ACPA Board of Directors and the Program Task Force, it is our great pleasure to welcome you to the 2025 Annual Meeting in beautiful Palm Springs!

We are honored to bring together this distinguished community of healthcare professionals, innovators, and leaders to engage in meaningful discussions, share groundbreaking research, and collaborate on the future of cleft and craniofacial patient care

This year's sessions reflect our collective commitment to advancing patient care through evidence-based science, amplifying the voices of individuals with lived experience, and fostering a culture of collaboration. Over the next few days, you will have the opportunity to participate in thought-provoking keynote sessions, interactive workshops, and insightful panel discussions led by some of the brightest minds in the field.

In addition to an enriching educational experience, we've allowed for longer breaks between sessions, and we encourage you to take advantage of networking opportunities. Whether reconnecting with longtime colleagues or forging new professional relationships, we hope you find inspiration and motivation.

The Palm Springs area offers a stunning backdrop for our gathering, and we hope you also find time to enjoy its vibrant atmosphere, breathtaking scenery, and renowned hospitality.

Once again, thank you for joining us at the 2025 Annual Meeting. Your dedication to patients with cleft and craniofacial conditions is what makes this event a success, and we are excited for the incredible exchange of ideas, and hopefully some fun.

Sincerely,

Oksana Jackson, MD

President, Board of Directors
AMERICAN CLEFT PALATE CRANIOFACIAL ASSOCIATION

Canice Crerand, PhD

Chair, 2025 Program Task Force
AMERICAN CLEFT PALATE CRANIOFACIAL ASSOCIATION

General Information & Policies

WiFi and Mobile App

Download the mobile app to learn more about the general event information, conference policies, and highlights on Palm Springs. Scan the QR code below or visit the Apple App Store or Google Play Store to download the official meeting app.



The mobile app will be the most accurate schedule and contains any changes or cancellations that took place since the Program Book was printed. All abstracts in full can be found on the mobile app as well.

Complimentary WiFi is available for all meeting guests. Please connect using the following while in the meeting space:

Network: Westin_Conference

Password: Westin2025
(not case sensitive)

Badges and Tickets

Name badges are required for all sessions and social events. Attendees will receive applicable guest tickets at registration.

Complimentary Food & Beverage Breaks

Complimentary coffee and tea will be available throughout the meeting **in the exhibit hall, Ambassador 1-3**. Light bites will be also offered Wednesday morning and Thursday and Friday afternoon in the exhibit hall. Heavy hors d'oeuvres will be provided at the Welcome Reception and Closing Night Celebration.

Supporters and Exhibitors

ACPA is grateful for the participation and support of our supporters and exhibitors. Supporters and exhibitors are not responsible for the content of this meeting. ACPA does not endorse any supporter or exhibitor products or services.

Unauthorized Photos and Recordings

Audio recordings or videos of any proceedings, oral presentations, or on-screen images during ACPA's Annual Meeting are strictly prohibited. Audience members who attempt to record will be asked to leave the meeting rooms.

Photography

Candid photos will be taken by ACPA's contracted photographer throughout the week. It is agreed that participation in ACPA's Annual Meeting and all related events implies consent for ACPA to use these photos in print and online marketing. Questions can be directed to the ACPA Registration Desk.

Accessibility for Registrants with Disabilities

ACPA is committed to compliance with the Americans with Disabilities Act and to making ACPA's Annual Meeting accessible to all. Attendees who need accommodations in order to participate should contact the ACPA National Office Team before the meeting and may visit the ACPA Registration Desk for assistance. Onsite requests will be accommodated to the best of ACPA's ability.

First Aid and Emergency Procedures

Should an emergency occur, please use your cell phone to call 911. As soon as it is safe to do so, inform the nearest staff member or call the hotel operator via the house phones so that a staff member can escort emergency responders. Be prepared to report the location of the emergency by building, level, and either hall, room, or hallway. After you have called for emergency assistance, report the incident to a member of the ACPA National Office Team or to the ACPA Registration Desk.

Disclaimer

The scientific material presented at this meeting has been made available by ACPA for educational purposes only. The material is not intended to represent the only, nor necessarily the best, methods or procedures appropriate for the situation discussed, but rather is intended to present an approach, view, statement, or opinion of the presenter that may be helpful to others who face similar situations. ACPA disclaims any and all liability and injury or other damage resulting to any individual attending a course and for all claims which may arise out of the use of the techniques demonstrated therein by such individuals, whether these claims shall be asserted by members of the healthcare professions or any other person.

Mother's Room

A private room for nursing or pumping mothers is available, including a refrigerator. There is no policy on breastfeeding at ACPA events, and we support a mother's choice. Please visit the ACPA registration desk for a key to the mother's room.

Sustainability

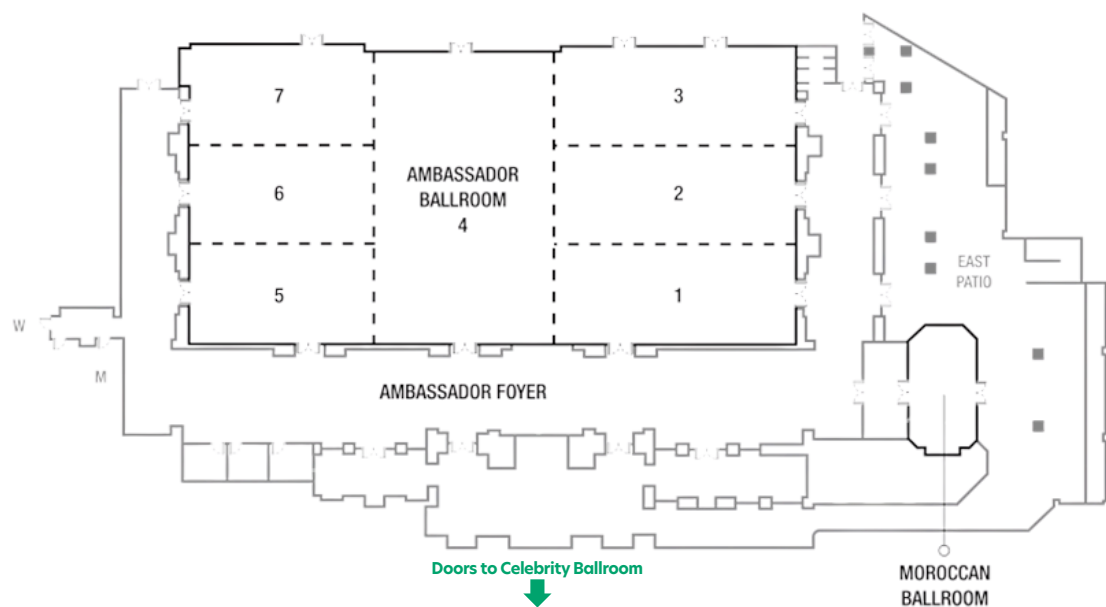
ACPA is committed to reducing the environmental impact of hosting a large-scale meeting. We are proud to continue our use of paper-only name badges, reusable registration bags, and a reduction in single-use conference giveaways. ACPA also seeks to select hotel venues which are equally committed to sustainability.

We are proud to partner with the Westin, whose efforts include:

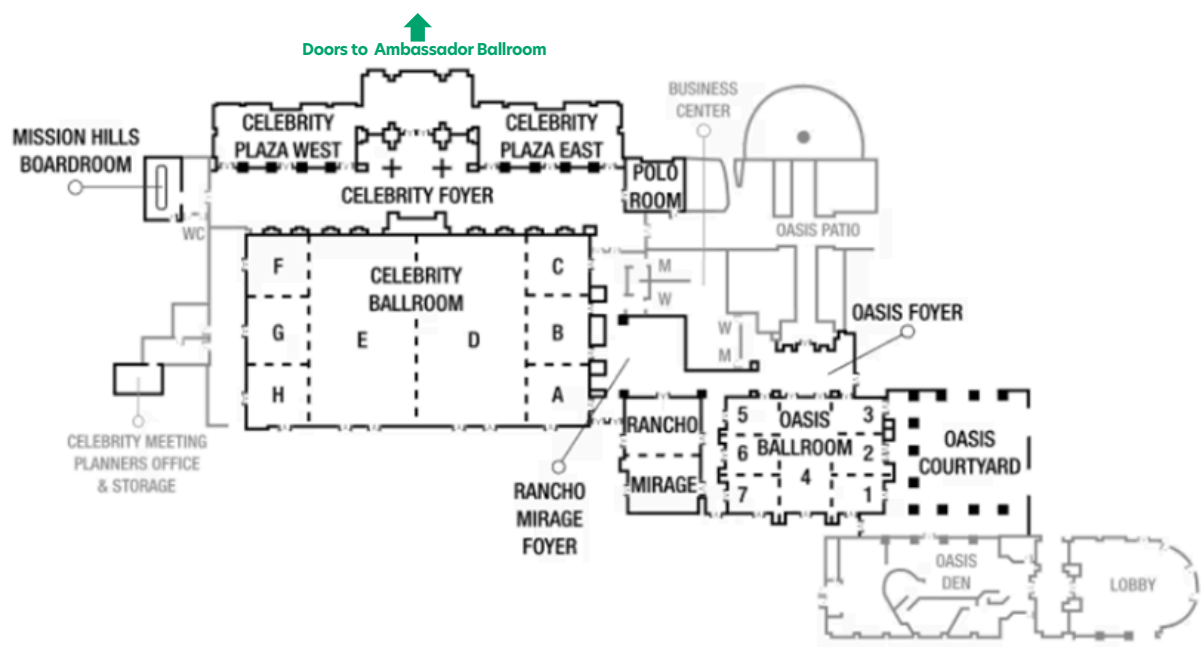
- **Make A Green Choice program:** This allows guests to decline normal daily housekeeping service to cut back on energy/water usage of laundering linens if they would like to.
 - At check-in you can decide if you'd like housekeeping every other day or every three days, depending on the length of your stay.
 - Earn a \$5 F&B credit to your folio for each day you waive housekeeping services.
- **Water stations** in meeting spaces, rather than pitchers or bottled water.
- Hotel kitchens **compost all food waste**.
- Shampoo, conditioner, and body washes in the guestrooms are now **larger containers mounted in the showers**, rather than single-use plastic bottles.

Conference Floor Plan

AMBASSADOR BALLROOM



CELEBRITY BALLROOM



Schedule

at a Glance

Below is a high level snapshot of our agenda for the week. More details, including topics, speakers and locations can be found in the next section.

The following schedule reflects updates as of April 4, 2025.

Tuesday, May 6

- 12:00 PM - 8:00 PM: **Registration**
- 1:00 PM - 5:00 PM: **Pre-Conference Symposium**
(Separate Registration Required)
- 6:00 PM - 8:00 PM: **Welcome Reception**
(Presented by KLS Martin)

Wednesday, May 7

- 7:00 AM - 6:00 PM: **Registration**
- 7:00 AM - 6:00 PM: **Exhibit Hall Open**
- 7:00 AM - 6:30 PM: **Poster Session 1**
(Poster Presenter Hour from 7:00 AM - 8:00 AM)
- 8:00 AM - 9:45 AM: **Opening & Awards Ceremony and Keynote Speaker**
- 10:00 AM - 11:40 AM: **General Session 1**
- 1:00 PM - 2:00 PM: **Impactful Innovations**
- 2:00 PM- 3:00 PM: **SIG Forums and Visiting Scholar Presentations**
- 2:00 PM- 3:00 PM: **Keynote Speaker Meet & Greet**
- 3:00 PM - 4:30 PM: **General Session 2**
- 4:45 PM - 5:45 PM: **Discussion Forums and Happy Hour**
- 7:30 PM - 9:00 PM: **ACPA Women in Surgery: Fireside Chat**

Thursday, May 8

- 7:00 AM - 6:00 PM: **Registration**
- 7:00 AM - 6:00 PM: **Exhibit Hall Open**
- 7:00 AM - 6:30 PM: **Poster Session 2**
(Poster Presenter Hour from 7:00 AM - 8:00 AM)
- 7:00 AM - 8:30 AM: **Instructional Courses and Study Sessions 1**
- 8:40 AM - 10:00 AM: **Awards Presentation and Keynote Speaker**
- 10:15 AM - 11:55 AM: **Junior Investigator Session**
- 12:45 PM - 1:45 PM: **Instructional Courses and Study Sessions 2; Panels 1**
- 2:00 PM- 3:00 PM: **Lived Experience Panel**
- 3:00 PM - 3:45 PM: **Student-Trainee Chapter Meeting**

Thursday, May 8, continued

- 3:45 PM - 4:45 PM: **Instructional Course and Panels 2**
- 5:00 PM - 6:20 PM: **Short Talks 1 & 2**

Friday, May 9

- 7:00 AM - 5:00 PM: **Registration**
- 7:00 AM - 3:30 PM: **Exhibit Hall Open**
- 7:00 AM - 6:30 PM: **Poster Session 3**
(Poster Presenter Hour from 7:00 AM - 8:00 AM)
- 7:00 AM - 8:00 AM: **Instructional Courses and Study Sessions 3**
- 8:10 AM - 9:10 AM: **ASCFS Linton Whitaker Lecture and Panels 3**
- 9:20 AM - 10:20 AM: **ACPA Annual Business Meeting**
- 10:30 AM - 12:00 PM: **Concurrent Sessions 1**
- 1:00 PM - 2:20 PM: **Concurrent Sessions 2**
- 2:30 PM - 3:25 PM: **SIG Forums**
- 3:30 PM - 4:50 PM: **Concurrent Sessions 3**
- 5:30 PM - 7:30 PM: **Closing Night Celebration**
(Presented by KLS Martin)

Saturday, May 10

- 7:30 AM - 9:00 AM: **Instructional Courses and Study Sessions 4; Panel**
- 9:15 AM - 10:15 AM: **Panels 4**
- 10:30 AM - 11:30 AM: **Short Talks 3, Short Talks 4, ASCFS President's Invited Lecture**
- 11:35 AM - 1:05 PM: **ASCFS PostCon Panel**

ASCFS ANNUAL MEETING

The American Society of Craniofacial Surgeons (ASCFS) holds its Annual Meeting during ACPA's Annual Meeting.



AMERICAN SOCIETY OF
CRANIOFACIAL SURGEONS
32ND ANNUAL MEETING



Annual Meeting Schedule

All events listed in **green** are not eligible for accredited continuing education.

Tuesday, May 6

Board of Directors Meeting

Open to Board Members
9:00 AM - 3:00 PM
Oasis 5-7

Pre-Conference Symposium

Separate Registration Required
1:00 PM - 5:00 PM
Ambassador 4
Catching Up on Sleep and Cleft and Craniofacial Care

Family Resources Committee

Open to Committee Members
3:30 PM - 4:30 PM
Celebrity B

Membership Committee

Open to Committee Members
4:00 PM - 5:00 PM
Oasis 5-7

New Member and First Time Attendee Reception

5:30 PM - 6:00 PM
Celebrity Plaza East
New ACPA members and first-time attendees are invited to attend this networking reception. Longtime ACPA members are also encouraged to stop by and welcome our new members and attendees.

Welcome Reception

Presented by KLS Martin
6:00 PM - 8:00 PM
Master's Plaza

Wednesday, May 7

Morning Yoga

Complimentary
6:00 AM - 7:00 AM
Monte Luna Lawn
Join us for a relaxing flow featuring poses to center your mind and prepare you for the day. Mats provided.

Exhibit Hall Grand Opening

7:00 AM - 8:00 AM
Ambassador 1-3
Join us in the Exhibit Hall to connect with our supporting partners. Complimentary coffee, tea, and breakfast bites will be available.

Poster Session 1

7:00 AM - 6:30 PM
Poster Presenter Hour from 7:00 AM - 8:00 AM
Ambassador 1-4 Foyer

22q Transition by 22: Pediatric and Adult 22q Center Partnership to Improve Outcomes
Christina Parrish

30-Year Outcomes and Revision Surgery Rates in a Large Cohort of Patients Undergoing Nasoalveolar Molding Therapy
Natalie M. Plana

A Protocol to Aid in the Transition of Care for Patients With Craniofacial Conditions Who are Entering Adulthood
Gabrielle Nabity

A Systematic Review of Wide Alveolar Cleft Repair Techniques
Isaac Mordukhovich

An Artificial Intelligence-Based Approach for Quantifying Changes in Airway Due to Orthognathic Surgery
Micky C. Nnamdi

Anxiety in Chinese Family of Patients With Different Type of Cleft Lip: A Preliminary Study
Yuanling Meng

Assessing Predictors of Speech Outcomes and Postoperative Complications in Patients With 22q11.2 Deletion Syndrome Who Underwent Posterior Pharyngeal Flap Repair With or Without Furlow Palatoplasty
Mariia A. Long

Assessing the Impact of LeFort I Osteotomy on Velopharyngeal Function in Patients With Cleft Palate: Comparing Outcomes Based on Prior VPI Management
Kayla K. Tymous

Augmentative and Alternative Communication for Patients With Cleft Lip and/or Palate: Perspectives From Interdisciplinary Team Experts
Negin Moradi

Caregiver-Implemented Speech and Language Intervention in Brazilian Portuguese for Young Children With Cleft Palate
Tatiana N. Peredo

Cleft Team Coordinator Visits Reduce Hospital Transfers for Newborn Cleft-Related Feeding Problems
Stephanie Johnson

Comparing Accuracy and Completeness of Google Search Verses ChatGPT-4 Responses to Questions Patients Have Regarding Common Craniofacial Conditions
Ishan S. Patel

Comparing Turnover Flap and Advancement Flap in Managing Anterior Hard Palate Fistulae: A Randomized Controlled Study
Jingtao Li

Wednesday, May 7 (cont.)

Development, Optimization, and Characterization of 3 mm Diameter Robotic Instruments for Robotic-Assisted Cleft Palate Repair

Dale Podolsky

Developmental Changes in Phonetic Spectral Contrasts of Children With Repaired Cleft Lip and Palate

David J. Zajac

Diagnosing Obstructive Sleep Apnea in Patients With Cleft Palate

Lasya P. Marla

Effects of Buccal Fat Pad Graft During Primary Palate Repair on Maxillary Dimensions and Upper First Molar Eruption

Camille Herzog

Evaluating Early Cleft Lip Repair: Efficacy and Aesthetic Outcomes in the First 300 Cases

Raina K. Patel

Expected Outcomes of Maxillomandibular Advancement on Obstructive Sleep Apnea - A Systematic Review and Meta-Analysis

Alvin Nguyen

Fostering Peer and Family Connection Through Day Camps for Children With Craniofacial Differences: A Three-Year Study

Christopher Bernal Trinidad

How Does Levator Veli Palatini Muscle Morphology Influence Nasometry Scores for Children With VPI?

Emily Sherrod

Impact of Intubation Status on Velopharyngeal Dimensions in Children Under Two Years of Age

Katelyn J. Kotlarek

Impact of the COVID-19 Pandemic on Cleft Lip and/or Palate Mortality Among Minority Populations

Michael Mazarei

Impact of the Timing of Prenatal Counseling on Growth in Infants With Cleft Palate

Kayla Beyer

Implementing a Mixed Approach to Address Language, Communication, and Speech Production Needs for a Patient With Cleft Palate, VPI, Spina Bifida, and 16p11.2 Deletion Syndrome

Elizabeth Alvarez-Montoya

Investigating the Variability in Delivery of Orthodontic Care Across ACPA Approved Teams in the United States

Kendall C. Pitre

Is it VPI? Phoneme Specific Nasal Air Emission in Patients Without Cleft: A Retrospective Case Review

Jaclyn Kukoff

Large Language Models for Perceptual Speech Clinical Data Collection in Cleft Palate Speech Language Pathology Notes

Chelsea Yim

Lithium Chloride Promotes Mesenchymal-Epithelial Transition in Murine Cutaneous Wound Healing via Inhibiting CXCL9 and IGF2

Chong Zhang

Local Anesthetics in Outpatient Alveolar Bone Grafting

David T. Mitchell

Magic That Lasts: How Wish Experiences Change Lives of Children With Facial Differences

Catherine G. Bingham

Mandibular Ramus Versus Body Distraction Osteogenesis in the Treatment of Pierre Robin Sequence: Does Osteotomy Location Matter? A Systematic Review and Meta-Analysis

Tega Ebeye

Postoperative Pain Management With Ketorolac in Pediatric Cleft Palate Repair

Yang Ding

Premaxillary Reconstruction With the Scapular Tip Free Flap for Correction of Iatrogenic Midface Retrusion in Bilateral Cleft Lip and Palate: A Case Report

Rotem Kimia

Preterm Birth Associated With Development Delay in Patients With Isolated Craniosynostosis

Samuel Girian

Probable Commonality of Cleft Palate: Placental Arginine Metabolic Dysregulation and Oxidative Stress

Xiao Luo

Reverse Engineering Developmental Defects: A Globally Accessible Digital Approach for Nasoalveolar Molding in Neonates With Unilateral Cleft Lip and Palate

Emily A. Genovesi

Single-Cell Sequencing Unveils the Critical Role of Dlx2 in Mouse Maxillary Prominence Development

Jian Sun

Speech Outcomes Following Furlow Palatoplasty for Velopharyngeal Dysfunction in Patients With 22q11.2 Deletion Syndrome

Savannah C. Braud

Wednesday, May 7 (cont.)

Stability of Septum Cartilage as a Graft Source for Correction of Nasal Tip Deformities During Mature Cleft Rhinoplasty
Lucas R. Perez Rivera

Surgical Tray Optimization in the Setting of Cleft Lip and Palate Reconstruction: Implications for Operative Cost and Efficiency
Leya Groysman

The Carbon Footprint of Capacity Building Initiatives: How Does it Differ by Outreach Model?
Medha Vallurupalli

The Preliminary Study on Speech Improvement in Patients After Sommerlad-Furlow Palatoplasty
Yiting Tsai

The Struggles of Paying for Craniosynostosis Surgery
Phavon Sage

The Use of Infrared Thermal Imaging During Revision Palatoplasty With Buccinator Myomucosal Flaps
Luke Anderson

Vocabulary Comprehension and Gesture Development Among Infants With Cleft Palate Below 16 Months
Jingtao Li

What's In a Name? Part 2: A Scoping Review of Published Bilateral Cleft Lip Repair Techniques
Alexander T. Plonkowski

Opening & Awards Ceremony

8:00 AM - 8:45 AM
Celebrity D-H

Presentation of the Community Leadership Award, Distinguished Service Award, and Honors of the Association Award.

Keynote

8:45 AM - 9:45 AM

Celebrity D-H

Not All Heroes Wear Capes: How Health Professionals Bring Hope & Healing to Patients
Jono Lancaster

General Session 1

10:00 AM - 11:40 AM

Celebrity D-H

(10:00 AM) Accelerated Growth of the Mandible and Upper Airway in Infants With Robin Sequence Treated With an Institution's Orthodontic Airway Plate: 1-Year Follow-Up With Computed Tomography
HyeRan Choo

(10:10 AM) Is the VELO Instrument Measuring More Than the Effects of Velopharyngeal Insufficiency on Quality of Life?
Kelly N. Cordero

(10:20 AM) Surgical Decision-Making Regarding Hearing and Ear Reconstruction in Craniofacial Microsomia: Exploring Caregiver Narratives
Nicola M. Stock

(10:30 AM) Construction of Virtual Airway Model to Assist Surgical Correction of Velopharyngeal Insufficiency With Posterior Pharyngeal Flap
Lanrui Luo

(10:40 AM) Relationships Between Infant Feeding Experiences and Caregiver Quality of Life and Resilience: Results From a Mixed Methods Study of Infants With Cleft and Their Caregivers*
Lauren Madhoun

*Feeding Nutrition and Growth SIG-Sponsored Abstract

(10:50 AM) Size Matters - Craniofacial Phenotypes Associated With Nested Chromosome 22q11.2 Deletions and Variants on the Intact Allele
Donna M. McDonald-McGinn

(11:00 AM) Positive Longitudinal Psychosocial Adjustment in Youth With Cleft Lip and Palate in Treatment for Class III Malocclusion
Alexis L. Johns

(11:10 AM) Comprehensive Evaluation of Axial, Radial, and Mean Diffusivity as Biomarkers for White Matter Integrity in Pre-Operative Infants With Craniosynostosis
Noah S. Alter

(11:20 AM) Tensor Veli Palatini Muscle Tenopexy During Furlow Palatoplasty Fails to Improve Otologic Outcomes: A Randomized Clinical Trial
Cuneyt M. Alper

(11:30 AM) The Modified Greyson Nasoalveolar Molding Technique Versus DynaCleft Adhesive Tape With External Nasal Elevator Application in Infants With Unilateral Cleft Lip and Palate: A Randomized Clinical Trial
Abdallah Bahaa

2026 Program Task Force

Open to Task Force Members
12:00 PM - 1:00 PM
Celebrity B

Advocacy Committee

Open to Committee Members
12:00 PM - 1:00 PM
Oasis 4

CPCJ Editorial Board

12:00 PM - 1:00 PM
Oasis 5-7

Wednesday, May 7 (cont.)

Impactful Innovations: Moving the Needle in Cleft and Craniofacial Care

1:00 PM - 2:00 PM

Celebrity D-H

(1:00 PM) A Partnership
Between a Cleft Team and
Local Animal Rescue
Sara Neimanis

(1:07 PM) A Pilot for Multimodal,
Asynchronous
Speech/Resonance Screening
and Monitoring in Children With
Cleft Palate
Katie Dillon

(1:14 PM) Advantages of a
Community-Based, Family-
Centered Cleft and Craniofacial
Team: Rethinking the Model
Sharline Aboutanos

(1:21 PM) Discussion

(1:26 PM) Mind the Gap:
Addressing Cleft-Craniofacial
Care Across the Lifespan
Bieke L. kreps

(1:33 PM) Genomics-Driven
Breakthroughs in Craniofacial
Biology: Mapping Mutations to
Mechanisms
Daniel M. Balkin

(1:40 PM) The Infant 3D Record
Raquel Capote

(1:47 PM) Innovating Global
Cleft Care
William P. Magee, III

(1:54 PM) Discussion

Afternoon Break with Exhibitors

2:00 PM - 3:00 PM

Ambassador 1-3

Enjoy afternoon snacks while
networking with our exhibiting
partners.

Keynote Speaker Meet & Greet

2:00 PM - 3:00 PM

Ambassador 1-3

Come to "meet & greet" ACPA
Keynote Speaker Jono Lancaster!

Care Coordination SIG Forum

2:00 PM - 2:55 PM

Chair: Jessica Hill

Co-Chair: Matthew Ford

Ambassador 4

Research Development SIG Forum

2:00 PM - 2:55 PM

Chair: Katelyn Kotlarek

Ambassador 5

Mental Health/ Psychosocial SIG Forum

2:00 PM - 2:55 PM

Chair: Patricia Marik

Co-Chair: Stephanie Boblooch

Ambassador 6

Visiting Scholar Presentation

2:00 PM - 3:00 PM

Cecile T. Cabrera

Lan Nguyen

Rancho Mirage Room

General Session 2A

3:00 PM - 4:30 PM

Celebrity D-H

(3:00 PM) Two Decades of
Insights: Predictors of Relapse
After Orthognathic Surgery in
Patients With Cleft Palate
Asli Pekcan

(3:10 PM) Speech and
Language in Children With
22q11.2 Duplication Syndrome:
Analysis and Comparison to
Children With 22q11.2 Deletion
Syndrome
Cynthia B. Solot

(3:20 PM) Parental Discretion
and Physician Autonomy:
Navigating Ethical Dilemmas in
Pediatric Craniofacial Surgery
Hannes Prescher

(3:30 PM) The Impact of
Comorbidities on Feeding
Outcomes Following
Mandibular Distraction
Osteogenesis in Patients With
Robin Sequence
Melanie N. Bakovic

(3:40 PM) An Analysis of the
Differential Burden on Patient
and Hospital System for the
Surgical Treatment of
Craniosynostosis Over 1 Year
Greta L. Davis

(3:50 PM) Exploring the
Association Between Early
Oxygenation, Exposure to
Anesthesia, and Brain Structure
on Emergent Language in
Infants With Oral Cleft
Amy L. Conrad

(4:00 PM) Financial Impact of
an Enhanced Recovery After
Surgery (ERAS) Protocol for
Cranial Vault Remodeling
Procedures
Samantha Morin

Wednesday, May 7 (cont.)

(4:10 PM) Comparing Self-Reported Perceptions of Speech and Health Related Quality of Life Using the CLEFT-Q With Speech-Language Pathologist Ratings Using the Cleft Speech Score

Jessie Howard

(4:20 PM) Representation of Facial Differences in Animated Film: What Are We Teaching Our Children?

Erin N. Abbott

General Session 2B: Adult Care

3:00 PM - 4:30 PM

Ambassador 4

Honorary Session Chair: Hugh Gillard

(3:00 PM) What Comes Next? Current Models of Transition in Cleft Care*

Patricia Marik, Stephanie A. Boblooch, Laura Garcia, Leanne Magee, Ari Rabkin, Suzanne Woodard

(4:00 PM) A Comprehensive Review of Psychosocial, Aesthetic, Functional, and Quality of Life Outcomes in Adults With Cleft Lip and Palate: Themes From the Literature

Aidan W. O'Shea

(4:10 PM) Towards a Cohesive Model for Adult Cleft Care in the United States: Insights From Patients and Global Adult Cleft Teams

Aidan W. O'Shea

(4:20 PM) Discussion

**Mental Health/Psychosocial SIG-Sponsored Abstract*

ACPA Discussion Forums & Happy Hour

4:45 PM - 5:45 PM

Exchange ideas with colleagues pertaining to some of the most pressing topics in cleft and craniofacial care today. Enjoy a beverage of your choosing for these breakout discussion forums based on care disciplines.

Genetics and Pediatrics:

Ambassador 7

Research and Craniofacial Biology:

Celebrity B

Mental Health:

Oasis 4

Orthodontics and Prosthodontics:

Oasis 5-7

Dentistry:

Ambassador 6

Nursing:

Ambassador 4

Surgery:

Celebrity D-H

Speech-Language Pathology & Audiology:

Rancho Mirage Room

PAs:

Ambassador 5

Smile Train Partner Reception

All partners of Smile Train may attend.

6:00 PM - 7:00 PM

Celebrity Foyer

Women in Surgery Gathering

7:30 PM - 9:00 PM

Oasis Courtyard

ACPA is proud to continue our "Women in Surgery: Fireside Chat" series. Women who work in any surgical capacity are encouraged to attend, although the forum is open and welcome to anyone interested in supporting these important discussions.

Thursday, May 8

Morning Yoga

Complimentary

6:00 AM - 7:00 AM

Monte Luna Lawn

Join us for a relaxing flow featuring poses to center your mind and prepare you for the day. Mats provided.

Poster Session 2

7:00 AM - 6:30 PM

Poster Presenter Hour from

7:00 AM - 8:00 AM

Ambassador 1-4 Foyer

A Comparison of Quality of Life for Pediatric Patients With Craniofacial Conditions between the U.S., Mexico, and Argentina

Alena Pauley

A Hospital-Based Multidisciplinary Approach to Pre-Surgical Molding

Natalee F. Lyon

A Pilot Study Evaluating the Impact of Interpreter Modalities on Patient Satisfaction and Clinical Workflow in a Pediatric Multidisciplinary Craniofacial Clinic

Selina Juang, Stella A. Nguyen

A Unique Presentation of Velopharyngeal Dysfunction Secondary to Chiari Malformation

Julia R. Fedorova

A Visual Aid for Facilitating the Understanding of Cleft Palate Speech Constructs for Speech-Language Pathologists

David A. Fitzsimons

Airway Abnormalities as a Clue to the Diagnosis of 22q11.2 Deletion Syndrome

Baijia Wang

Analyzing Dwell Time Variations in Unicoronal Craniosynostosis: An Eye-Tracking Study

Ernest Chan

Thursday, May 8 (cont.)

Assessing Anatomic Variability and Speech Outcomes in Patients Undergoing Revision Furlow Palatoplasty

Erona L. Shurdhqi

Bone Anchored Hearing Aid With Headband Over Cranial Orthosis: A Pilot Study

Ana E. Meza Rochin

Characterization of NICU Interventions and Clinical Management Needs for Neonates With Cleft Lip and/or Palate

Medha Vallurupalli

Comparative Study of Postoperative Results in Palatoplasty*

Hyejin Kim

Comparison of Clear Aligners and Conventional Expanders for Maxillary Expansion*

Dawoon Jeong

Customized SLA Titanium Facial Implants are Compatible in Mandible Defects*

Sung ok Catherine Hong

Decreasing Days to Extubation Post-Mandibular Distraction Osteogenesis Procedure

Sally Danto

Disparities in Cleft Care: Socioeconomic Status and Its Impact on Fistula Repair and VPI Outcomes

Raina K. Patel

Epidemiologic Assessment and Quality of Life Impact of Sinonasal Disease in Cleft Lip and Palate: A Preliminary Cohort

Aurelia S. Monk

Ethics and Challenges of Medical Outreach Volunteerism

Roland Assaf

Facial Symmetry in Free Gracilis Muscle Transfer

Melanie N. Bakovic

Geographic Challenges in Accessing Cleft Lip and Palate Surgical Care in Oregon

Alexa Stefanko

How Stable is a Lefort I Advancement Greater Than 10mm?

Christina N. Langone

Impact of Enhanced Milieu Teaching With Phonological Emphasis on Speech and Language Outcomes in Korean Children With Cleft Palate +/- Lip (CP+/-Lip)

Michelle Choi

Increased Prevalence of von Willebrand Disease in Patients With Craniosynostosis and Successful Management Strategies in Cranial Vault Reconstruction

Samuel Girian

Is There a Correlation Between Perceptual-Auditory Assessments of Speech Hypernasality and Nasoendoscopic Evaluations in the Diagnosis of Velopharyngeal Dysfunction?

Maria-Ines Pegoraro-Krook

Levator Veli Palatini Muscle Ratio is a Clinically Significant Anatomic Predictor for Velopharyngeal Surgical Need

Kazlin Mason

Long-Term Quantitative Assessment of Nasal Symmetry in Patients With Unilateral Cleft Lip and Palate Receiving Presurgical Nasoalveolar Molding Procedure

Wasmiya Dr. AlHayyan

Long-Term Retention of Fresh-Frozen Costal Cartilage Allograft in an Animal Model

Liliana Camison

Maternal Responses to Early Verses Late Repair of Cleft Lip and Palate

Randa Eldosougi, Sarah Mayo

Measuring Spiritual Distress in Adolescent Patients With Cleft Lip and Palate—A Prospective Study

Whitney Brown

Multicenter Prospective Evaluation of Perioperative Outcomes in Endoscopic-Assisted Strip Craniectomy Versus Open Cranial Vault Remodeling for Single-Suture, Non-Syndromic Craniosynostosis: A Synostosis Research Group Study

Erin N. Abbott

No Difference in Patient Health Questionnaire: 4 Score Outcomes in Multiple Surgeries for Cleft Lip and Palate Management

Samuel Girian

No Difference in Postoperative Infection Rates Despite Antibiotic Prophylaxis in the Surgical Management of Cleft Lip and Palate

Sherrita McClain-Gierach

Optimizing Research Integration in Cleft/Craniofacial Clinic: Survey Insights from Multiple Sites

Anna Meehan

Perinatal Airway Management for Individuals With Cleft Spectrum

Elle Nuttall

Pre- and Post-Operative Early Development in Toddlers With Single Suture Craniosynostosis

Alexis L. Johns

Presenting Concerns, Care Needs, and Barriers to Care in Adult Patients Presenting for Cleft Care: Preliminary Findings From a Retrospective Review

Aidan W. O'Shea

*International Partner (KCLPA) Abstract

Thursday, May 8 (cont.)

Racial, Ethnic, and Socioeconomic Disparities in Microtia and Anotia: A Pediatric Health Information System Study
Barite Gutama

Sociodemographic Disparities in Mandibular Distraction Osteogenesis
Melanie N. Bakovic

Speech Outcomes and Surgical Care in Pierre Robin Sequence
Kalpnaben KP. Patel

The Great Escape: A Case Series on DDX3X Craniofacial Phenotypes in Females
Ellen Wang

The Impact of Area Deprivation in Surgical Care of Patients With Craniosynostosis
Manasa H. Kalluri

The Impact of Microtia Diagnosis on Patient-Reported Psychosocial Outcomes
James T. Antongiovanni

The Impact of Vomer Flap Closure of the Hard Palate at the Time of Primary Lip Repair in Patients With Complete Unilateral Cleft Lip and Palate: A Single-Surgeon Study
Eryn L. Neumeister

What's in a Name? A Scoping Review of Cleft Palate Surgical Techniques
Alexander T. Plonkowski

What's In a Name? Part 1: A Scoping Review of Published Unilateral Cleft Lip Repair Techniques
Alexander T. Plonkowski

Instructional Courses and Study Sessions 1

7:00 AM - 8:30 AM

Ambassador 5

Advocating for Impact: Empowering Cleft and Craniofacial Teams to Lead Change
Sarah Hamilton, Phil T. Carroll, Adina Lescher, Nicole Bell

7:00 AM - 8:30 AM

Oasis 4

Engaging in Culturally Responsive and Linguistically Appropriate Speech-Language Services for Individuals With Cleft Conditions
Kelly N. Cordero, Elizabeth Alvarez-Montoya, Jennifer Philp, Kayla K. Tymous, Jessica L. Chee-Williams

7:00 AM - 8:30 AM

Oasis 5-7

Management of Patients With Cleft Lip/Palate: Clinical Practices From the Past and an Inspiration for New Approaches in the Future Leading to Improved Outcomes at Maturity
Robert J. Mann, Ann Kummer

7:00 AM - 8:30 AM

Celebrity D-H

MRI for VPI: Implementing and Interpreting Velopharyngeal MRI
Jamie L. Perry, Taylor D. Snodgrass, Davinder J. Singh, Thomas Sitzman

7:00 AM - 8:30 AM

Ambassador 4

When is Malnutrition, Malnutrition?*

Lauren Madhoun, Jessica L. Chee-Williams, Cynthia S. Carmack, Megan Halvorson, Carrie L. Heike, Jeanette C. Mazon, Gregory C. Allen

*Feeding Nutrition and Growth
SIG-Sponsored Abstract

Awards Presentation

8:40 AM - 9:00 AM

Celebrity D-H

Presentation of Young Professional Service Award, Emerging Leader Award, and Visiting Scholars.

Keynote

9:00 AM - 10:00 AM

Celebrity D-H

Building Bridges Across the Gaps in Cleft Care Over the Years
Peter A. Mossey

Coffee Break

10:00 AM - 10:15 AM

Ambassador 1-3

Junior Investigator Session

10:15 AM - 11:55 AM

Celebrity D-H

(10:15 AM) The Impact of Medicaid Expansion on State-Level Medicaid Reimbursement for Orthodontic Care: A Cost Analysis
Ronald R. McCall, III

(10:25 AM) Feasibility of Harnessing Umbilical Cord Tissue for Alveolar Cleft Repair: A Collaboration Between a Large Academic Institution and a Private Family Cord Blood Bank
Eloise W. Stanton

(10:35 AM) The Effects of Low Food Security on Children With Orofacial Clefts: An 8-year Retrospective Review of Global Burden of Disease Data
Rafael Felix P. Tiongco

(10:45 AM) Decellularized Amniotic Membrane With BMP2-Encapsulated Bone-Based Nanoparticles: An Alternative Strategy for Alveolar Defect Repair
Kaleb M. Keener

Thursday, May 8 (cont.)

(10:55 AM) The Impact of Multimodal Analgesia on Post-Operative Outcomes in Cleft-Related Orthognathic Surgery
Bo Hyun Kong

(11:05 AM) Rare Variants in Africans With Orofacial Clefts Abolish the Function of Craniofacial Enhancers Near BMP2 Gene
Emmanuel Aladenika

(11:15 AM) A Prospective Cohort Study on Palatal Expansion in Children With Unilateral Verses Bilateral Cleft Lip and Palate: Impact on Self-Perception and Acoustic Measures
Madonna Rofaeel

(11:25 AM) 3D Printed Beta-TCP Ceramic Bone Replacement Manufactured by Lithography-Based Ceramic Manufacturing (LCM): A Short-Term Rabbit Analysis
Allison L. Diaz

(11:35 AM) "Talking About Cleft, With Someone Who has a Cleft...It Just Hits Different" - A Thematic Analysis of Reflections on Photovoice Interviews Where Both Researcher and Participant Have a Cleft Lip and/or Palate
Danielle K. McWilliams

(11:45 AM) Three-Dimensionally-Printed Bioactive Ceramic Scaffolds: Is Dura-Mediated Osteoinduction Required for Calvarial Bone Replacement?
John N. Muller, Jr.

Education Committee: Junior Investigator Award Selection Meeting

Open to Committee Members
11:55 AM - 12:45 PM
Celebrity B

Past President's Luncheon*

11:55 AM - 12:45 PM
Pinzimini Restaurant

*All Past Presidents of ACPA are invited to gather and enjoy lunch together. RSVP required. If you have not RSVP'd via email, please visit the registration counter by noon on Wednesday.

Student Luncheon

11:55 AM - 12:45 PM
Rancho Mirage Room

Students and early career professionals interested in cleft and craniofacial care—join us for a free lunch! It's a great chance to meet peers, network, and make connections.

Instructional Courses and Study Sessions 2

12:45 PM - 1:45 PM

Ambassador 5

Commission on Approval of Teams: ACPA Team Approval Process
Kirt E. Simmons, Noopur NM. Gangopadhyay

12:45 PM - 1:45 PM

Ambassador 4

Developing a Toolkit for Craniofacial Advanced Practice Provider On-Boarding
Karla A. Haynes, Helen Lau, Erin Lowerhouse

12:45 PM - 1:45 PM

Oasis 4

Large-Scale, Multisite Clinical Research Studies: Management Strategies
Naomi Schneider, Avery Pope, Anna Meehan, Erica M. Weidler, Sarah Hatch Pollard

Panels 1

12:45 PM - 1:45 PM

Oasis 5-7

CLP Surgical Outcomes - Are Digital Outcome Measurements the Future?

Ashraf Ayoub, Peter A. Mossey, Ambika A. Chadha, David K. Chong

12:45 PM - 1:45 PM

Celebrity D-H

Primary and Secondary Cleft Rhinoplasty: Diverse Perspectives
Melissa D. Kanack, Raymond Tse, Carolyn R. Rogers-Vizena, Ingrid M. Ganske, Amanda A. Gosman

Lived Experience Panel

2:00 PM - 3:00 PM

Celebrity D-H

Wearing Multiple Hats: Recognizing the Contribution of Health Professionals and Academics With Lived Experience
Nicola M. Stock, Kenneth Ardouin, Amanda J. Bates, Cassandra L. Aspinall, Sara Kinter

Afternoon Break with Exhibitors

3:00 PM - 3:45 PM

Ambassador 1-3

Enjoy afternoon snacks while networking with our exhibiting partners.

100 Cleft Portraits Tour Planning Meeting

3:00 PM - 3:45 PM

Celebrity B

ACPA Student-Trainee Chapter Meeting

3:00 PM - 3:45 PM

Ambassador 6

All Student and Early Career Members are invited and encouraged to attend the chapter's inaugural meeting!

Thursday, May 8 (cont.)

Learning Lab

3:10 PM - 3:40 PM

Ambassador 1-3

Presented by CranioRehab

No Strings Attached: More Control in Cleft Treatment with Independent nPLANE™ RAS Nasal Molding

Dr. Martha Mejia, DDS & Robert Christensen, CranioRehab CEO

Instructional Course

3:45 PM - 4:45 PM

Ambassador 4

"We Are All In This Together": Person Centered Care on Cleft and Craniofacial Teams

Ronald P. Strauss, Martin Persson

Panels 2

3:45 PM - 4:45 PM

Oasis 5-7

AI and Deep Learning in Craniofacial Care: Emerging Technologies in Diagnostics and Treatment

Gary Skolnick, Tron A. Darvann, Jesse A. Goldstein, Kazlin Mason, Rami R. Hallac

3:45 PM - 4:45 PM

Celebrity D-H

Looking at Craniosynostosis Through a Different Lens: Highlighting Emerging Approaches to Craniosynostosis Care

Moderators: Laura S. Humphries, Ian C. Hoppe

Presenters: Amanda A. Gosman, Christopher Runyan, Davinder J. Singh

Korean Cleft Lip and Palate Association (KCLPA) Invited Panel

3:45 PM - 4:45 PM

Ambassador 5

How to Apply Microimplant/TAD to Challenging Malocclusion in Patients With Cleft Lip and Cleft Palate

Mihee Hong

Novel Mutations in the PTCH1 Gene Mutations in Patients With Gorlin Syndrome, With or Without Cleft Lip and Palate

Kangmin Ahn

Palatoplasty Using Dorrance Style Flap for Incomplete Cleft Palate

Hongju Park

Set-up & Hold Articulatory Posture Training for Cleft Speech Therapy

EunJeong Lee

What I Have Learned From 28 Years' Experience of Orthodontic, Orthopedic, and Surgical Treatment for Patients With a Cleft

Seung-Hak Baek

Short Talks 1: Surgical

5:00 PM - 6:20 PM

Ambassador 4

(5:00 PM) Suboptimal Sequelae of Spring Mediated Cranioplasty for Sagittal Synostosis

Allison C. Hu

(5:05 PM) Syndromic Craniosynostosis: The Hidden Burden of Comorbidities on Surgical Outcomes

Raina K. Patel

(5:10 PM) Evaluating Ten Years of National Trends and Outcomes in Palatal Verses Pharyngeal Surgery for Pediatric Velopharyngeal Insufficiency

Melanie N. Bakovic

(5:15 PM) How Does Palatoplasty Timing, When Completed Prior to 15 Months Old, Influence Speech Development for Children With Cleft Palate?

Katelyn J. Kotlarek

(5:20 PM) Anthropometric Changes and Complications Associated With Surgical Techniques in Definitive Cleft Rhinoplasty

Nicholas A. Han

(5:25 PM) Gender Diversity Among Surgeons on U.S. ACPA Approved Cleft Teams

Anna G. Boydston

(5:30 PM) Evaluating the Impact of Early Mandibular Distraction Osteogenesis on Obstructive Sleep Apnea in Patients With Robin Sequence: A 20-Year Perspective

Valeria Mejia

(5:35 PM) Discussion

(5:45 PM) Surgical and Other Procedures Under General Anesthesia for Patients with 22q11.2 Deletion Syndrome*

Alexander Szymczak

(5:50 PM) Incidence of Oronasal Fistula After LeFort I Osteotomy in Patients With Cleft Palate

Trey D. Watmore

(5:55 PM) Variations in Lateral Pharyngeal Wall Movement During Speech

Samantha J. Power

(6:00 PM) Prediction of Dentoskeletal Malocclusion in Non-Syndromic Cleft Lip and Palate

Ermina Lee

*22Q11.2 Related Disorders
SIG-Sponsored Abstract

Thursday, May 8 (cont.)

(6:05 PM) Development of a Learning Tool for Interdisciplinary Team Care and Patient Safety: The Surgical Readiness Checklist*
Victoria Damoah Baffoe

(6:10 PM) Discussion

Short Talks 2: Non-Surgical 5:00 PM - 6:20 PM **Celebrity D-H**

(5:00 PM) Listen Up: Using Monthly Listening Practice Polls to Establish Inter-Rater Reliability When Onboarding a Novel SLP to the Craniofacial Team
Christine Popp

(5:05 PM) When Normal Copy Number Isn't Normal: A 22q Story
Rose C. Hokanson

(5:10 PM) Health-Related Quality of Life in Patients With Craniofacial Conditions and Their Caregivers: What Are the Discrepancies?
Alvin Nguyen

(5:15 PM) Using Phon Software to Analyze Speech Production Data in Cleft Outcomes Research
Amy Wilder

(5:20 PM) A Quality Improvement Project for Feeding Newborns With Cleft Palate
Adriana M. Guillen

(5:25 PM) Auditory-Perceptual and Acoustic Characteristics of Sibilant and Vowel Sounds in Children With Cleft Palate Undergoing Rapid Palatal Expansion
Tim Bressmann

(5:30 PM) Associations Between Alcohol Dehydrogenase Mutation and Cleft Lip and Palate: A Systematic Review
Theodore Hyman

(5:35 PM) Discussion

(5:40 PM) Development of a Proxy-Report CLEFT-Q for Children With Cleft Lip and/or Palate (CL/P) Between Ages 3 to 8 years old: Stakeholder Consultation Process
Kariym C. Joachim

(5:45 PM) Impact of Demographic and Clinical Factors on Patient-Reported Outcomes in CLEFT-Q
Ellen Wang

(5:50 PM) Design and Implementation of Virtual Psychosocial Training for East African Cleft Teams: A Pilot Program
Senem Zeytinoglu Saydam

(5:55 PM) Long-Term Patient Reported Outcomes Following Nasoalveolar Molding and Primary Cleft Lip Repair
Kylie Swiekatowski

(6:00 PM) Strengthening Collaboration Between the Craniofacial and NICU Teams With a Craniofacial Nurse Practitioner "NICU Liaison"
Sally Danto

(6:05 PM) Impact of Fidelity and Quality of the Book Sharing for Toddlers With Clefts (BOOST) Intervention on Participant Engagement
Cindy O. Trevino

(6:10 PM) Discussion

Friday, May 9

Morning Yoga

Complimentary

6:00 AM - 7:00 AM

Monte Luna Lawn

Join us for a relaxing flow featuring poses to center your mind and prepare you for the day. Mats provided.

ASCFS Breakfast

ASCFS Members Only

7:00 AM - 8:00 AM

Rancho Mirage Room

Poster Session 3

7:00 AM - 6:30 PM

Poster Presenter Hour from

7:00 AM - 8:00 AM

Ambassador 1-4 Foyer

A Systematic Review of Growth in Young Children With Cleft of the Lip and/or Palate
Ioanna Ormanidou

Algorithmic Approach to Early Detection of Submucous Cleft Palate in the NICU: A Speech-Language Pathology-Led Screening Protocol
Kim-Loan Luu

Anesthesia Outcomes Following Nasotracheal Intubation in Children With a History of Cleft Lip and Palate Presenting for Dental Surgery: A Retrospective Chart Analysis
Elizabeth Prada Da Costa

Assessing Caregiver-Related Barriers to Appointment Adherence in Pediatric Cleft Care: Insights From a Quality Improvement Study
Magdaline Kotsakis

CLEFT-Q Patient-Reported Outcomes and Social Determinants of Health (SDH): An Exploratory Data Analysis
Kariym C. Joachim

*Global Care SIG-Sponsored Abstract

Friday, May 9 (cont.)

Cleft-Related and Phonological Errors of Word-Initial and Word-Final Consonants, and Tone in Vietnamese Children With Cleft Lip/Palate

Thanh T. Nguyen

Comparative 3-Dimensional Analysis of Isolated Squamosal Craniosynostosis

Alexander Velazquez

Comparing Anthropometric Outcomes and Layperson Perception Following Bilateral Primary Cleft Rhinoplasty

Allison C. Hu

Contralateral Coronal-Lambdoid Craniosynostosis Treated With Distraction Osteogenesis and Spring-Mediated Cranioplasty

Skyler Palmer

Cost Comparison Between Spring-Assisted Cranioplasty and Open Cranial Vault Remodeling as the Primary Surgical Management of Single-Suture Craniosynostosis

Colton Fernstrum

Could Autism Spectrum Disorder be Associated With Craniosynostosis?

Amelia Alberts

Critical Size Defect Estimation and Outcomes After Primary Craniosynostosis Repair

Ananya Shah

Deciphering the Genetic Etiology of Orofacial Clefts Co-Occurring With Limb Abnormalities in an African Population

Lord JJ. Gowans

Evaluation of a Digital Home Weight Monitoring Program for Infants With Cleft Palate

Kayla K. Tymous

Gender and Country Income Trends in Cleft Lip and Palate Literature – A Study of More Than 10 Years

Ina A. Lee

Growth Modification and Orthodontic Treatment of Patient With Unilateral Cleft Lip and Palate and Arch Constriction**

KyungMin Lee

Has the Visiting Scholar Program (VSP) Engaged International Cleft Practitioners Sufficiently to Attend and Present at the Annual ACPA Meeting?*

Robert RL. Larmie, Thao T. Wolbert

Healing With Orthodontic Airway Plate (HOAP) for Pierre Robin Sequence (PRS): Parents-Initiated Nonprofit Organization to Support Parents of Infants With PRS

Andrew Rowan

Impact of Comorbidities on Growth in Children With Cleft From 0-18 Months of Age

Ioanna Ormanidou

Impact of Travel Burden on Orthodontic Treatment for Patients With Craniofacial Anomalies

Laura Lin

International Practitioner Attendance at ACPA Conferences of the Last 20 Years: Paternalism Replaced by Nurturing and Independence*

Solomon Obiri-Yeboah

Intralesional Bleomycin Sclerotherapy for Microcystic Lymphatic Malformations of the Head and Neck

Andre Panossian

Intraoperative Lactate Level as a Predictor of Resuscitation in Open Cranial Vault Reconstruction

Sofia A. Finestone

*Global Care SIG-Sponsored Abstract

Intraoperative Photogrammetry for Quantitative Measurement of Cranial Vault Remodeling by Fronto-Orbital Advancement in Craniosynostosis

Kiefer J. Forseth

Management of Persistent Hypernasality After Pharyngeal Flap by Revision Palatoplasty

Jessica L. Chee-Williams

Maxillary Anterior Segmental Distraction Osteogenesis for Cleft Palate With Severe Maxillary Hypoplasia: A Case Report**

Yoon-Ji Kim

Metabolic Differences in All-Trans Retinoic Acid-Induced Cleft Palate: An Integrated Transcriptomic and Metabolomic Analysis

Mianxing Wei

Microtia and Complex Chronic Conditions in the United States: An Analysis of 22,075 Pediatric Patients From the Pediatric Health Information System Database

Chizoba A. Mosieri

Multifaceted Approach Protocol to Re-Establish Care for Pediatric Patients With Craniofacial Conditions

Valerie Prelee

Natal Teeth Prevalence and Management in Patients With and Without Cleft Lip and/or Palate

Mohamed Hania

Out-of-Pocket Costs for the Dental and Orthodontic Care of Individuals With Cleft Lip and Palate

Erin Shope

Parental Experiences and Health Education Perceptions Raising Children With Orofacial Clefts

Ama A. Amuasi

**International Partner (KCLPA) Abstract

Friday, May 9 (cont.)

Prevalence and Associated Factors of Malnutrition Among Under-5 Children Born With Cleft Lip and/or Palate in Ethiopia
Bethel Mulugeta Yaregal

Primary Furlow Palatoplasty With Buccal Flap Decreases Likelihood of Velopharyngeal Insufficiency in Patients With Cleft Palate
Shuyan Wei

Quantifying Severity of Sagittal Craniosynostosis in 170 Patients Using the CranioRate™ Machine Learning Toolset
Tobi J. Somorin

Quantitative Analysis of Cranial Bone Changes in Apert Syndrome Using CT Imaging
Diego A. Gomez

Rib Autograft Verses Porous Polyethylene Implant Outcomes in Microtia Reconstruction: A Meta-Analysis and Systematic Review
Liara S. Ortiz-Ocasio

Simultaneous Le Fort I Distraction and Modified Kufner Le Fort III Osteotomy: A Novel Approach to Complex Midface Hypoplasia
Molly F. MacIsaac

Streamlined Preoperative Evaluation of Velopharyngeal Dysfunction: A Dual Dynamic Speech MRI and Carotid MRA Protocol
Molly F. MacIsaac

Supplemental Nutrition After Mandibular Distraction Osteogenesis for Robin Sequence: A 20-year Review
Asli Pekcan

Sustaining Mission-Based Cleft Care During the COVID-19 Pandemic: The Operation Smile Experience
Marvee Turk

Symphyseal Distraction Techniques to Widen the Mandible and Advance the Chin
Stephen Yen

Tackling the Wide Cleft Palate: Insights From a High Volume Cleft Center in Pakistan
Muhammad Daïem

The Impact of Flap Dehiscence on the Long-Term Speech Outcome of Furlow Palatoplasty
Jingtao Li

The Impact of Prenatal Care on the Incidence of Cleft Lip and Palate in Low and Middle Income Countries: A Multinational Case-Control Study
Marvee Turk

The Role of Appearance in Peer Interactions for Early Adolescent Patients With Cleft Lip and Palate Post-Repair
Amber P. McCranie

The Role of International Partnerships in Building Successful Teams Globally
Meredith C. Workman

Timing of Circummaxillary Suture Maturation in Individuals With Cleft Lip and Palate: A CBCT Study
Alfred Li

Transition to Adulthood: A Multisite Collaboration to Transform Transition Care for Cleft and Craniofacial Families in Florida
Johnice H. Hargadon

Utilizing Voice Therapy Techniques for Stress-Induced Velopharyngeal Dysfunction in Adolescent Woodwind Instrument Players
Samantha McGhee

Velopharyngeal Insufficiency: A Novel Feature in PPP1R12A-Related Disorder?
Gregory K. Fulton

Instructional Courses and Study Sessions 3

7:00 AM - 8:00 AM

Celebrity D-H

Cleft Lip Repair: Measure Twice, Cut Once
Raymond Tse

7:00 AM - 8:00 AM

Oasis 5-7

Collecting Video-Recorded Speech Samples From Young Children: Strategies to Improve Sample Quality for Assessing Outcomes
Kari M. Lien, Sarah Vetter, Sylvie Render, Kathy L. Chapman

7:00 AM - 8:00 AM

Ambassador 5

Craniofacial Genetics 101: Why Your Center Needs a Genetic Counselor
Lex N. Powers, Anne V. Hing, Suzanne Siegel, Maria Mills

7:00 AM - 8:00 AM

Ambassador 6

Enhancing Craniofacial Research: Integrating Family Stakeholders
Amy Schefer, Melissa J. Tumblin, Amy Mendillo, Lucy Pearse, Kris Pearse, Nicola M. Stock, Canice E. Crerand, Alexis L. Johns

7:00 AM - 8:00 AM

Oasis 4

Nature is Calling so Let's Go Camping!
Jamie Idelberg, Elena-Lee Ritoli, Gregory C. Allen, Jennifer Maybee

7:00 AM - 8:00 AM

Ambassador 4

Operative Technique and Management Protocol for Bilateral Alveolar Bone Grafting in Patients With Cleft Lip and Palate
Jessica Kierath, David M. Fisher, Dale Podolsky, Kyle Stevens, Karen Wong Riff

Friday, May 9 (cont.)

ASCFS Linton Whitaker Lecture

8:10 AM - 9:10 AM

Celebrity D-H

David K. Chong

Panels 3

8:10 AM - 9:10 AM

Oasis 5-7

A Day in the Life: Panel Discussion on Different Cleft Clinic Flows and Dynamics*

Alison L. Doran, Caitlin M. Church, Bernardo Duran, Jennifer Tilton

8:10 AM - 9:10 AM

Ambassador 5

Depiction of Cleft and Craniofacial Conditions in the Media as Villains or Monsters: The Potential Effects on Perception and Self-Perception of People in the Craniofacial Community and Opportunities for Advocacy and Intervention

Lynn M. Fox, Canice E. Crerand, Kenny Scott Guffey, Alexis L. Johns, Erica Klauber, Dina Zuckerberg, Jono Lancaster

8:10 AM - 9:10 AM

Ambassador 4

How Do Teams Make the "Right" Recommendation in the Management of Complex Craniofacial Speech and Feeding Cases?

Graham Schenck, Sarah L. Ruth, Kaitlyn Schmitt, Kayla Beyer

ACPA Annual Business Meeting

ACPA Members are encouraged to attend.

9:20 AM - 10:20 AM

Ambassador 4

*Care Coordination SIG-Sponsored Abstract

Concurrent Sessions 1

CLP SURGERY 1

10:30 AM - 12:00 PM

Celebrity D-H

(10:30 AM) Primary Rhinoplasty for Unilateral Cleft Lip: A Long-Term Cohort Assessment of Aesthetic and Anthropometric Outcomes

Jinggang J. Ng

(10:40 AM) Novel Force Balance Reconstruction of the Orbicularis Oris in Unilateral Incomplete Cleft Lip

Chenghao Li

(10:50 AM) Evaluation of Mandibular Cortex Bone in Combination With Sticky Bone Grafting in Treatment of Unilateral Cleft Alveolus: A Randomized Controlled Trial

Zuyin Yu

(11:00 AM) Primary Rhinoplasty and CLEFT-Q: A Long-Term Assessment of Patient Reported Outcomes After Primary Cleft Rhinoplasty

Isabel A. Ryan

(11:10 AM) The Long-Term Effect on the Deviation of Anterior Nasal Spine by the Septal Anchoring Suture in Primary Unilateral Cleft Lip Repair

YuLi Huang

(11:20 AM) Hard Palate Osteogenesis Following Cleft Palatoplasty: Does the Bone Grow?

Noah S. Alter

(11:30 AM) Mastering the Art of Symmetry: Overcoming Facial Restoration Challenges in Pediatric Patients With Tessier 7 Cleft

Valeria Mejia

(11:40 AM) Perspectives on Cleft Lip and Palate Repair in Patients With Terminal or Life-Limiting Illnesses: A Preliminary Report
Noah S. Alter

(11:50 AM) A Prospective, Observational Study Comparing Fistula Incidence Between Furlow Double Opposing Z-Plasty and Straight-Line Mucosal Incision with IVVP for Cleft Palate Repair
Thomas Sitzman

CRANIOFACIAL SURGERY 1

10:30 AM - 12:00 PM

Oasis 5-7

(10:30 AM) Craniofacial Fellowship Training: How Are We Doing?

Demetrius M. Coombs

(10:40 AM) Prevalence of Incidental Craniosynostosis Excluding Metopic (ICEM)

Mallory Wampler

(10:50 AM) Evaluating Regional Sagittal Craniosynostosis Severity Using the CranioRate™ Machine Learning Toolset

Tobi J. Somorin

(11:00 AM) Predictors of Transfusion Outcomes for Patients Undergoing Surgical Correction of Craniosynostosis: A Multicenter Retrospective Analysis

Erik M. Wolfswinkel

(11:10 AM) Early Experience With Augmented Reality Surgical Navigation in Craniofacial Fibrous Dysplasia

Christopher Jeffery

(11:20 AM) CT-Based Orbitometrics in Crouzon Syndrome: Insights for Treatment Planning

Mario S. Blondin

Friday, May 9 (cont.)

(11:30 AM) Exploring Serum Biomarkers as Potential Indicators of Brain Injury in Infants With Craniosynostosis
Ronald M. Cornely

(11:40 AM) Long-Term Morphometric and Functional Outcomes of Frontofacial Advancement in Syndromic Craniosynostosis
Dominic J. Romeo

(11:50 AM) Endoscopic Strip Craniectomy Performed Earlier Than Three Months of Age for Nonsyndromic Craniosynostosis has Comparable Long-Term Outcomes to Later Age Surgery
Robin T. Wu

**PSYCHOSOCIAL/
QUALITY OF LIFE**
10:30 AM - 11:30 AM
Oasis 4

(10:30 AM) Long-Term Quality of Life in Adult Patients With Hemifacial Microsomia: Our Institution's 30-Year Experience
Dominic J. Romeo

(10:40 AM) Differences in Psychosocial Outcomes Between Age in Pediatric Patients With Clefts
James T. Antongiovanni

(10:50 AM) Caregiver Psychosocial Outcomes in Early Cleft Care: Psychosocial Risk, Resilience, Quality of Life, and Experiences of Their Child's Healthcare
Canice E. Crerand

(11:00 AM) Developing and Evaluating a Residential Camp for Young People With Cleft Lip and/or Palate: Recommendations for International Health Providers and Organizations
Kenneth Ardouin

(11:10 AM) "What I Want You to Know" - A Photovoice Study of Adult Women's Stories of Cleft Lip and/or Palate
Danielle K. McWilliams

(11:20 AM) Predictive Accuracy of a Short Form CLEFT-Q Using Psychometric and Machine Learning Approaches
Jinggang J. Ng

SPEECH/VPI 1
10:30 AM - 11:50 AM
Ambassador 4

(10:30 AM) De-Mystifying the Use of MRI in Cleft Care: An Evidence-Based Overview of the Current State of MRI and Future MRI Innovations in Cleft Diagnostics
Jamie L. Perry

(10:40 AM) What are the Differences Between Nasopharyngoscopy Ratings During Sustained Phonation and Habitual Speech?
Taylor D. Snodgrass

(10:50 AM) CLEFT-Q Speech Modules: Concurrent Validity and Predicting Factors
Robert Brinton Fujiki

(11:00 AM) Speech Production Errors by Assessment Context for Children With Cleft Palate: A Comparison of Single-Word Articulation Testing to a Sentence Repetition Task
Kari M. Lien

(11:10 AM) Why is the Nasalance Score of /a/ Higher Than /i/ in Vietnamese Speakers?
Sue Ann S. Lee

(11:20 AM) Parent-Proxy Instruments for Reporting Pediatric Speech-Language Outcomes: A Scoping Review
Jessie Howard

(11:30 AM) Shape Analysis of Lip Shape During Conversational Speech in Patients With Repaired Cleft Lip
Michelle Novoa

(11:40 AM) Identification of Stop-Nasal Cognates as a Function of Increasing Velopharyngeal Gap Size in Children Aged 4, 6, and 8 Years
Katelyn J. Kotlarek

TEAM CARE/NURSING
10:30 AM - 11:30 AM
Ambassador 5

(10:30 AM) Introduction of the Orthodontic Airway Plate for Infants With Robin Sequence: A Team Approach and Lessons Learned
Lindsey Benedict

(10:40 AM) Navigating a New Team Approach for Patients With Non-Cleft Velopharyngeal Dysfunction in a Multidisciplinary Cleft Lip and Palate Clinic
Samantha McGhee

(10:50 AM) Development of a Program to Support Transition to Adult Care From a Pediatric Craniofacial and 22q Center
Matthew Blessing

(11:00 AM) Streamlining Craniosynostosis Referrals: Identifying Patients With Synostosis Prior to the Clinic Visit
Cheryl L. Grellner

(11:10 AM) Navigating the Continuum of Consent and Privacy in Craniofacial Care
Laura Garcia

(11:20 AM) The Role of Nursing in the Multidisciplinary Implementation of an Enhanced Recovery After Surgery (ERAS) Protocol in Cleft and Craniofacial Surgery
Aleshia J. Pringle

Friday, May 9 (cont.)

ASCFS Lunch

ASCFS Members Only

12:00 PM - 1:00 PM

Rancho Mirage Room

Education Committee

Open to Committee Members

10:30 AM - 11:30 AM

Celebrity B

Concurrent Sessions 2

CLP SURGERY 2

1:00 PM - 2:20 PM

Celebrity D-H

(1:00 PM) A Virtual Reality Simulator for Cleft Palate Surgery Training

Matteo Laspro

(1:10 PM) Is a Vomer Flap at Palatoplasty Associated With the Formation of a Bony Palatal Bridge?

Bonnie L. Padwa

(1:20 PM) Primary Cleft Repair in the Adult Patient: Pearls From the Global Literature on a Unique Reconstructive Challenge

Aidan W. O'Shea

(1:30 PM) An Early Comparative Analysis of a Novel Pre-Surgical Molding Device in Cleft Care: Pre-Surgical Lip, Alveolus, and Nose Approximation (PLANA) Versus Nasoalveolar Molding

Neha Multani

(1:40 PM) The Association of Neighborhood Deprivation With Surgical Outcomes and Follow-Up Adherence in Patients With Cleft Lip

Daniel Y. Chu

(1:50 PM) Cleft-Related Revision Procedures: Surgeon Perspectives on Shared Decision-Making and a Decision Aid Prototype

Katelyn G. Makar

(2:00 PM) Nasal Reconstruction in Adult Patients With Complete Unilateral Cleft Lips

Andre Panossian

(2:10 PM) Mucosal Rugosity Unfolding Technique: An Approach for the Closure of Anterior Palatal Fistulae

Muhammad Daïem

CRANIOFACIAL BIOLOGY/GENETICS

1:00 PM - 2:10 PM

Ambassador 5

(1:00 PM) The Septum and Nasomaxillary Vault Associated With Unrepaired Unilateral Cleft Lip and Palate: A Data-Driven 3D Model

Andrew D. Linkugel

(1:10 PM) Spatial Multi-omics Reveals the Role of Wnt Signaling Modulators in Cleft Palate

Jeremie O. Piña

(1:20 PM) Skull Base Cephalometrics in Patients with Craniofacial Syndromes - Can You Trust SN to Guide Orthognathic Surgery?

Catherine Xu

(1:30 PM) Promoting Palatal Wound Healing by Hydrogel-Based Mitigation of Wound Dysbiosis and Bacteria-Triggered Proinflammatory Immune Response

Jiali Chen

(1:40 PM) Alternative Bone-Grafting Nanomaterials: A Nanoparticle-Based Treatment and Assessment Tool for Traditional Split Calvarial Bone Grafting

Kaleb M. Keener

(1:50 PM) Nested Chromosome 22q11.2 C-D Deletions - The Tiniest Piece Leading to a Big Picture

Daniel E. McGinn

(2:00 PM) Phenotype Meets Genotype: A Critical Analysis of Genetic Referrals, Results, and Patient Outcomes in Patients With Craniosynostosis

Janina Kueper

CRANIOFACIAL SURGERY 2

1:00 PM - 2:20 PM

Oasis 5-7

(1:00 PM) Post-Shunting Acquired Craniosynostosis (PSAC) Following Cerebrospinal Fluid (CSF) Shunt Insertion for Treatment of Hydrocephalus: Systematic Literature Review and Meta-Analysis

Jonathan A. Pindrik

(1:10 PM) Morphologic Outcomes of Cranial Vault Remodeling Versus Strip Craniectomy Repair of Metopic Craniosynostosis

Skylar Palmer

(1:20 PM) A Novel Technique for Reconstruction in Patients With Congenital Cleft Earlobes Derived From an Anthropometric Analysis

Paulina Le

(1:30 PM) Histological Comparative Analysis of Autologous and Cadaveric Costal Cartilage for Microtia Reconstruction

Eric Bao

(1:40 PM) Recognizing Variations in Fronto-Orbital Advancement Billing: A Review of 2,569 Cases

Ashlie A. Elver

(1:50 PM) Anterior Craniofacial Changes Following Occipital Switch Cranioplasty in Unilateral Lambdoid Craniosynostosis

Lucas Harrison

Friday, May 9 (cont.)

(2:00 PM) Informed Consent for Craniostomosis Repair: Improving Parent Understanding, Retention, and Satisfaction
Jaya K. Dhami

(2:10 PM) Trends in Surgeons Performing Mandibular Distraction Osteogenesis Over 10 years in a National Cohort
Christopher Naranjo

SPEECH/VPI 2
1:00 PM - 2:20 PM
Ambassador 4

(1:00 PM) Speech Impairment in Stickler Syndrome: The Consequences of Delayed Palatoplasty
Raina K. Patel

(1:10 PM) Development of Expressive Vocabulary in Preschool-Aged Children With Cleft Palate
Linda D. Vallino-Napoli

(1:20 PM) Effects of Parent Training in Enhanced Milieu Teaching With Phonological Emphasis on the Speech and Language Outcomes of Children With 22q11.2 Deletion Syndrome: A Pilot Study
Natalie R. Wombacher

(1:30 PM) A Multisite Comparative Effectiveness Study of Speech and Surgical Outcomes: Spanish Methodology
Kelly N. Cordero

(1:40 PM) The Impact of Nasal Airflow on Nasalance Accuracy in VPI Diagnosis
Liran Oren

(1:50 PM) The Relationship Between Velopharyngeal Asymmetry and Function in Children With Craniofacial Microsomia: A Pilot Study
Katelyn J. Kotlarek

(2:00 PM) From Theory to Practice: A Systematic Review of MRI's Clinical Applications in Evaluating and Treating Cleft-Associated Velopharyngeal Insufficiency
Aidan W. O'Shea

(2:10 PM) Long-Term Changes in Post-Operative Hypernasality Over Time in Patients With 22q11.2 Deletion Syndrome and Velopharyngeal Insufficiency
Sylvie Render

Afternoon Break with Exhibitors
2:30 PM - 3:30 PM
Ambassador 1-3
Enjoy afternoon snacks while networking with our exhibiting partners.

Feeding Nutrition and Growth SIG Forum
2:30 PM - 3:25 PM
Ambassador 5
Chair: Dawn Leavitt
Co-Chair: Susan McCormack

22q11.2 Related Disorders SIG Forum
2:30 PM - 3:25 PM
Ambassador 4
Chair: Laura Swibel Rosenthal
Co-Chair: Emily Gallagher

Global Care SIG Forum
2:30 PM - 3:25 PM
Oasis 4
Chair: Solomon Obiri-Yeboah
Co-Chair: Raj Vyas

ASCFS Program Directors Meeting
3:00 PM - 5:00 PM
Rancho Mirage Room

ASCFS Young Surgeons Program Committee Meeting
Open to Committee Members
3:30 PM - 5:00 PM
Ambassador 6

Concurrent Sessions 3

ARTIFICIAL INTELLIGENCE, TECHNOLOGY, AND ELECTRONIC HEALTH RECORD USE
3:30 PM - 4:50 PM
Ambassador 5

(3:30 PM) Automatic Speech Recognition Model Utilization for the Detection of Velopharyngeal Dysfunction
Matthew E. Pontell

(3:40 PM) Evaluation of PCORnet as an Approach to Accessing Electronic Health Record Data for Cleft Outcomes Research
Elaine Lin

(3:50 PM) Automated Analysis of Nasopharyngoscopy for Velopharyngeal Insufficiency: A Convolutional Neural Network Approach to Velopharyngeal Port Dynamics
Sierra Willens

(4:00 PM) Development of a Machine Learning Algorithm for Hypernasality Diagnosis Using CAPS-A-AM Rated Speech Samples in Pediatric VPD Patients
Molly F. MacIsaac

(4:10 PM) Quantifying Introspective Self-Reported Pediatric Orofacial Cleft Outcomes Via Report Card
Marina S. Sawires

(4:20 PM) Unveiling Hidden Patterns: Leveraging UMAP for Enhanced Subgroup Discovery in a Diverse Cohort of Patients With Craniostomosis
Janina Kueper

Friday, May 9 (cont.)

(4:30 PM) Expediting Speech Screening in Children With Cleft Palate: An Automated Crowdsourced End-to-End Hypernasality Screening App
Andi Zhang

(4:40 PM) Building a Learning Health Network for Cleft/Craniofacial Care: An Update of ACCQUIREnet
Elaine Lin

FEEDING
3:30 PM - 4:30 PM
Ambassador 4

(3:30 PM) Dysphagia in Children With 22q11.2 Deletion Syndrome and 22q Duplication Syndrome
Jill M. Arganbright

(3:40 PM) A Retrospective Cohort Study of Growth in Children With Orofacial Cleft in 8 U.S. Hospitals*
Christy McKinney

(3:50 PM) Admission for Failure to Thrive After Implementation of a Cleft Nurse Navigator Program: A Reduction in Readmission and Disparities in Care
Nancy Folsom, Isabel A. Ryan

(4:00 PM) Comparison of Weight Gain During the First Year of Life in Infants With Robin Sequence Treated With an Institution's Nonsurgical Orthodontic Airway Plate Versus Surgical Mandibular Distraction Osteogenesis
Robin T. Wu

(4:10 PM) CLEFT FEED: Insights on Providers' Feeding Practices and Interventions for Infants With Orofacial Clefts*
Geisel R. Collazo-Garcia

(4:20 PM) Bridging Tradition and Autonomy: An Exploration of Feeding Practices in Brazilian Infants With Cleft Lip and Palate
Jamie L. Perry

GLOBAL HEALTH & SOCIOECONOMIC FACTORS IN CLEFT AND CRANIOFACIAL CARE
3:30 PM - 4:40 PM
Oasis 5-7

(3:30 PM) A Qualitative Study of Caregiver Barriers and Facilitators to Cleft Care
Allyson V. Drawdy

(3:40 PM) Unveiling Three Decades of Neighborhood-Level Disparities in Cleft Lip and Palate Repair
Valeria Mejia

(3:50 PM) Global Registries for Congenital Craniofacial Anomalies: Where Are We Now?
Kamlesh Patel

(4:00 PM) Changing Paradigms of Care: One Institution's Shift From Cleft Missions to Comprehensive Cleft Center in Zambia
Meredith C. Workman

(4:10 PM) Impact of an African Cleft Training Program Focusing on Interdisciplinary Team Care: Survey of Participating Cleft Teams**
Mekonen E. Abebe

(4:20 PM) Care Pathways for Undocumented Migrant Children Seeking Cleft Lip and Palate Care: Institutional Experience, Current State Policies, and Opportunities
Diego A. Gomez

(4:30 PM) A 600 Billion Dollar Problem: Complications Following Cleft Lip and Palate Repair on a Global Scale
Priyanka Naidu

ORTHODONTICS & QUALITY IMPROVEMENT
3:30 PM - 4:40 PM
Celebrity D-H

(3:30 PM) Building and Sustaining a Process for Systematic Collection of Occlusal Photos and Dental Health Evaluations in a Cleft/Craniofacial Orthodontic Practice
Patricia A. Beals

(3:40 PM) Sagittal Diagnosis With AF-BF: An Alternative to Wits and ANB in Surgical Orthodontics
Timothy Levine

(3:50 PM) Enhancing Team Care for Patients With Cleft Lip and Alveolus: A Quality Improvement Initiative
Adriane Baylis

(4:00 PM) A Modified Perioperative Pain Protocol Reduces Opioid Use and Improved Outcomes Following Cleft Palatoplasty
Christopher D. Hughes

(4:10 PM) Long-Term Effectiveness of a Perioperative Clinical Care Pathway for Cleft Palate Repair
Hyeqa Ahmad

(4:20 PM) Enhancing Quality and Timely Care for Patients With Clefts Using a Healthy Planet Registry
Kelly N. Evans

(4:30 PM) If You Build It...Improving Access to a Multidisciplinary Craniosynostosis Clinic With Provider Outreach
Jessica D. Blum

*Feeding Nutrition and Growth SIG-Sponsored Abstract

**Global Care SIG-Sponsored Abstract

Friday, May 9 (cont.)

President's Circle Champagne Toast*

5:00 PM - 5:30 PM

Fireside Lounge

*Invitation only. Thank you for the generous support of the President's Circle members. Join us for a toast to honor your contributions to the Association.

Closing Night Celebration

Presented by KLS Martin

5:30 PM - 7:30 PM

Oasis Courtyard / Pinz & Pints

Saturday, May 10

Instructional Course and Study Sessions 4

7:30 AM - 9:00 AM

Oasis 4

Cleft Palate Speech Assessment Practice: Rating Speech Parameters With the CAPS-A-AM
Kari M. Lien, Kelly N. Cordero, Adriane Baylis, Kathy L. Chapman, Angela Frazer, Judith E. Trost-Cardamone, Kristina Wilson

8:00 AM - 9:00 AM

Oasis 5-7

Bilateral Alveolar Cleft Grafting in the Complex Patient: A Focus on Pre-Maxillary Osteotomy
Michael Lypka, Heather Hendricks

8:00 AM - 9:00 AM

Celebrity B

Craniofacial Microsomia: Comprehensive Evaluation and Contemporary Care Strategies
Geisel R. Collazo-Garcia, Neil Warshawsky, Pravin K. Patel

Panel

8:00 AM - 9:00 AM

Rancho Mirage Room

Confession Booth: My Complication and How I Managed It
Waleed Gibreel, Erik M. Wolfswinkel, Nicole Kurnik, Jeffrey Hammoudeh, Chad Purnell, Sameer Shakir

Panels 4

9:15 AM - 10:15 AM

Oasis 5-7

Dysphagia and 22q: From Bench to Bedside: It's a Lot to Swallow
Emily R. Gallagher, Anthony S. Lamantia, Sylvie Render, Jill M. Arganbright

9:15 AM - 10:15 AM

Rancho Mirage Room

What and Why Craniofacial Surgeons Need to Know About Face Transplantation
Waleed Gibreel, Samir Mardini

Short Talks 3

10:30 AM - 11:30 AM

Oasis 5-7

(10:30 AM) Development and Characterization of a Snake Robot for Craniosynostosis Surgery
Jones Law

(10:35 AM) Streamlining the GOSLON Yardstick: A Simplification for Assessment of Dental Arch Relationships in Patients With Cleft Lip and Palate
Isabel A. Ryan

(10:40 AM) Surgical Approach to Microtia and Ear Reconstruction Determines Post-Operative Cutaneous Sensation Preservation
James T. Antongiovanni

(10:45 AM) Discussion

(10:55 AM) Moving Beyond Barriers: Hip Hop Dance Workshop for Kids with Cleft Lip and Palate
Jamie Idelberg

(11:00 AM) Cleft Palate Characteristics, Repair, and Outcomes in Patients With Native American Myopathy
Yasine Mirmozaffari

(11:05 AM) The Impact of Military Conflict on Surgical Management of Cleft Lip and Palate in Ukraine: Understanding the Volume and Distribution of Cleft Surgery
Yuliia Kovach

(11:10 AM) The State-of-the-Art Analysis of Facial Muscle Movements in Patients With Unilateral Cleft Lip and Palate Using 4D Imaging
Ashraf Ayoub

(11:15 AM) Sphincter Pharyngoplasty Outcomes: Balancing Speech Benefits and Sleep Risks Across Inset Techniques
Raina K. Patel

(11:20 AM) Discussion

Short Talks 4

10:30 AM - 11:30 AM

Oasis 4

(10:30 AM) A Review of Medical Malpractice Cases Involving Craniofacial Surgery
Diego A. Gomez

(10:35 AM) Comparing Pre- and Post-Operative Refraction Following Cranial Vault Remodeling for Craniosynostosis
Samuel Girian

(10:40 AM) "Distract-and-Fill": Combining External Halo Distraction and Bony Fill Techniques for the Most Difficult Mandibular Reconstructions
Chad Purnell

Saturday, May 10 (cont.)

(10:45 AM) "Why Is He Not Paying Attention?" School-Based Hearing, Educational, and Social Challenges in Children and Adolescent Students With Craniofacial Microsomia
Amelia F. Drake

(10:50 AM) Cranial Remolding Orthosis Therapy for Positional Plagiocephaly: The Parental Perspective
Jainaha K. Srikumar

(10:55 AM) Discussion

(11:00 AM) Patient-Reported Outcomes in Patients with Beckwith-Wiedemann Syndrome
Allison C. Hu

(11:05 AM) Postoperative Helmet Therapy After Open Cranial Vault Remodeling in Syndromic Craniosynostosis
Asli Pekcan

(11:10 AM) Validation of a Simplified Classification System for Craniosynostosis Fronto-Orbital Aesthetic Outcomes
Allison C. Hu

(11:15 AM) Periorbital Symmetry Outcomes After Orbital Hypertelorism Correction: A Long-Term Photogrammetric Assessment
Isabel A. Ryan

(11:20 AM) Discussion

ASCFS President's Invited Lecture

10:30 AM - 11:30 AM

Rancho Mirage Room

Developing a Craniofacial Program in Eastern Europe: A 38-Year Odyssey

Scott P. Bartlett

ASCFS PostCon Panel

11:35 AM - 1:05 PM

Rancho Mirage Room

Global Craniofacial Surgery - Programs, Pitfalls, and Progress

Moderators: Phuong D. Nguyen, Catharine E. Garland

Presenters: Nataliya Biskup, David K. Chong, Amanda A. Gosman, Raymond J. Harshbarger, III

ACPA's 2025 Program Task Force

The ACPA Board of Directors acknowledges the 2025 Program Task Force for its efforts in creating ACPA's 2025 Annual Meeting. Thank you for working to make this meeting a success.

Canice E. Crerand, PhD
Shelly Abramowicz, DMD, MPH
Claudia Acosta Lenis, DDS, MBA
Azeez Butali, DDS, PhD
Jung-Wei Chen, DDS, MS, PhD
Lisa R. David, MD, MBA, FACS
Vesna-Lea Ferrer, DMD
Gregory "Kyle" Fulton, MD
Laura R. Garcia, LCSW, MSW

Elizabeth Huette, RN
Alexis L. Johns, PhD, ABPP
Sara Kinter, PhD, CCC-SLP
Christy M. McKinney, PhD, MPH
Abhita Reddy, MD, MBA
Carolyn Rogers-Vizena, MD
Sybill D. Naidoo, PhD, RN, CPNP
Rishma Shah, DDS, MS, PhD
Davinder J. Singh, MD

Srinivas Susarla, MD, DMD, MPH, FAAP, FACS
Travis T. Tollefson, MD, MPH, FACS
Raj M. Vyas, MD
Kristina Wilson, PhD, CCC-SLP
Steven L. Goudy, MD
Judy Marciel, MSN, RN, CPNP-PC, PCNS, CWCN, APRN (Nurse Planner)

Thank you to all ACPA volunteers for your hard work and dedication. A full list of ACPA's volunteers can be found on the ACPA website at acpacares.org/volunteer-leadership/.

ACPA also acknowledges the 2025 Session Chairs and those who worked alongside the Program Task Force to review the abstracts submitted to the meeting. Thank you for your contributions to this meeting. A list of session chairs and guest abstract reviewers can be found on the ACPA website at acpacares.org/annual-meeting/schedule-2/.

ACPA's 2025 Board of Directors

ACPA is governed by the Board of Directors, which establishes Association policy and monitors activities as they are implemented by the National Office Team. ACPA committees work to implement the strategic plan developed by the Board of Directors.

President

Oksana A. Jackson, MD

President-Elect

Steven L. Goudy, MD

Past President

Adriane L. Baylis, PhD, CCC-SLP

Vice President

Canice E. Crerand, PhD

Vice President-Elect

Yvonne R. Gutierrez, MD

Communications Officer

Deji V. Fashemo, DDS, MPH

Treasurer

Scott A. Dailey, PhD, CCC-SLP

Board Members

Joli C. Chou, DMD, MD, FACS

Dawn A. Leavitt, RN, BSN

Gregory D. Pearson, MD

Melisande J. Ploutz, CPNP, CLC

Elizabeth K. Prada Da Costa, DMD, MPH

Lindsay A. Schuster, DMD, MS

Ex-Officio

Suzanne G. Santomieri
ACPA Advocacy Committee

Stephen Len
ACPA Family Resources Committee

Jamie L. Perry, PhD, CCC-SLP
Editor, The Cleft Palate Craniofacial Journal

Adam M. Levy, CAE
ACPA Executive Director

ACPA 2025 Award Winners



**Kathy L.
Chapman, PhD**
HONORS OF THE
ASSOCIATION AWARD



**Ana M.
Mercado, DMD, PhD**
DISTINGUISHED SERVICE
AWARD



**David M.
Yates, DMD, MD**
EMERGING LEADER
AWARD



**Margaret M.
Lico, MS, CCC-SLP, CLC**
YOUNG PROFESSIONAL
SERVICE AWARD



The Mull Family
COMMUNITY LEADERSHIP
AWARD

ACPA Membership

Take advantage of your ACPA membership benefits all year-long. In addition to reduced meeting registration, ACPA members receive:

- A digital subscription to *The Cleft Palate Craniofacial Journal*. (Students can receive a subscription for an additional \$50).
- Free registration to live webinars throughout the year and discounted rates to the ACPA Online Learning Library for on-demand content.
- Access to the ACPA Online Community, an online space for members to network and collaborate.
- Opportunities to dive deeper on specialized topics by joining one of ACPA's six Special Interest Groups (SIGs).
- And more!

Visit the **ACPA Membership table** located near registration to learn more about the many benefits ACPA has to offer.

Want to become more involved with ACPA? Scan the QR code below to discover opportunities to engage with us.



Advocacy Central



Stop by ACPA's Advocacy Central table in the Celebrity Foyer to learn more about current issues and how you can advocate to support your profession and patients.



2025 International Partner

Korean Cleft Lip and Palate Association

In 2019, ACPA began inviting allied organizations through the International Partner initiative, to collaborate more frequently in between the meetings of the International Cleft Congress. We are honored that the Korean Cleft Lip and Palate Association will be joining us as the International Partner at this year's Annual Meeting.

A note from Prof. Seung-O Ko, President of the Korean Cleft Lip and Palate Association (KCLPA):

Dear Colleagues,

I am Seung-O Ko, the President of the Korean Cleft Lip and Palate Association (KCLPA). I am an Oral and Maxillofacial Surgery specialist serving as a professor at the School of Dentistry, Jeonbuk National University, located in Jeonju, South Korea.

It is a great honor and privilege to be invited to and participate in the ACPA's 2025 Annual Meeting, held in the beautiful and captivating city of Palm Springs, located in the deserts of the western United States.

The Korean Cleft Lip and Palate Association (KCLPA) was founded in 1996. Over the years, Korea has accumulated extensive experience in treating patients with cleft lip and palate. Through these experiences, we have encountered various challenges that arise as

patients grow following surgical and other medical treatments, such as maxillofacial growth disturbances, speech disorders, otolaryngological complications, and psychosocial issues. Recognizing the need for multidisciplinary, specialized care, experts in oral and maxillofacial surgery, orthodontics, and speech therapy came together to establish Korea's only society dedicated to this cause—the Korean Cleft Lip and Palate Association.

For nearly 30 years, KCLPA has been actively engaged in advancing the field through annual academic conferences. Notably, we successfully hosted the International Cleft Lip and Palate Congress in both 2010 and 2023. Additionally, we organize yearly training programs for specialists, including dentists, physicians, and speech therapists interested in cleft lip and palate treatment. We also run educational programs for patients and their caregivers. Beyond Korea, our members are actively involved in volunteer medical missions in countries such as Vietnam, Cambodia, and Uzbekistan, extending our expertise to those in need.

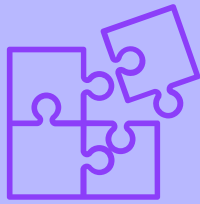
I sincerely congratulate ACPA on the successful organization of its 2025 Annual Meeting. I hope that this conference will serve as a valuable opportunity to strengthen the international partnership between the United States and Korea. Furthermore, I trust that our clinical and academic collaborations will continue to contribute to improving the quality of life for patients affected by cleft lip and palate, ensuring they can lead fulfilling and normal lives despite the challenges they face.

Sincerely,

**Seung-O Ko, DDS, PhD
President, KCLPA**

Professor, Department of Oral and Maxillofacial Surgery, School of Dentistry,
Jeonbuk National University, Jeonju, Korea

ACPA 2025-2027 Strategic Plan



Advance Comprehensive Education

Nurture comprehensive, accessible educational pathways that address specialty gaps and elevate interdisciplinary patient care while strengthening the craniofacial community.

- Enhance educational infrastructure to ensure high-standard, high-quality care
- Expand educational content to address critical knowledge gaps
- Improve accessibility to remove financial, linguistic, and technological barriers
- Foster next generation engagement to secure the future of comprehensive team care



Research Advancement & Innovation

Cultivate and invest in impactful research initiatives that advance scientific knowledge and improve clinical outcomes through evidence based inquiry and innovation.

- Establish research infrastructure to create a sustainable foundation to advance knowledge
- Develop research support systems to enable broader participation in research
- Enhance research dissemination to ensure findings reach and benefit the community
- Strengthen research impact to translate scientific discoveries into improved outcomes

During its recent strategic planning engagement, ACPA leadership and staff undertook a collaborative process to define direction and clarify priorities. ACPA conducted an organizational analysis, solicited feedback from members, spent time brainstorming future scenarios, and defined desired outcomes.



Delivery of Quality Team Care

Synthesize and optimize the delivery of exceptional team care by integrating clinical practice with the Parameters of Care, a strengthened team approval processes, and discipline-specific standards.

- Revitalize team approval process to establish consistent quality standards
- Establish comprehensive clinical guidelines to facilitate best practices across disciplines
- Identify quality metrics to measure effectiveness of care delivery
- Enhance team care access to ensure all patients receive quality care regardless of location or resources



Amplify the Voice of Patients & Families

Champion and amplify the voices of patients and families affected by cleft palate and craniofacial differences/conditions by integrating their lived experiences throughout ACPA's leadership, programs, and advocacy efforts to enhance understanding and improve care delivery.

- Strengthen representation in leadership to ensure ACPA authentically reflects the needs of patients
- Enhance patient voice in programs to deepen understanding of lived experiences
- Build strategic partnerships to create a unified, powerful voice for the community
- Advance patient-centered advocacy to influence policy, improve access, & create positive change