



AMERICAN CLEFT PALATE -
CRANIOFACIAL ASSOCIATION



American Society
of
Craniofacial Surgery

ALL IN

AMERICAN CLEFT PALATE - CRANIOFACIAL ASSOCIATION'S
73RD ANNUAL MEETING
& *pre-conference symposium*
PROGRAM GUIDE
APRIL 4-9, 2016

GENERAL INFORMATION

Registration and Information

The ACPA registration and information desk is located in the Grand Ballroom Foyer on the second floor of the Hilton Atlanta. Please check the message board periodically for communications from other attendees or important telephone calls. Please have callers leave messages in your room if they are not urgent.

Registration Desk Hours

Date	Hours of Registration
Sunday, April 3	4:00 PM - 7:00 PM
Monday, April 4	7:30 AM - 5:30 PM
Tuesday, April 5	7:30 AM - 7:30 PM
Wednesday, April 6	6:30 AM - 6:30 PM
Thursday, April 7	6:30 AM - 6:00 PM
Friday, April 8	7:00 AM - 5:30 PM
Saturday, April 9	7:30 AM - 10:00 AM

Registration, Badge, and Ticket Policy

Attendees will receive their badge at registration along with the appropriate tickets for social events, eye openers and study sessions. Place your tickets behind your badge. One Program Guide and one Abstract Book will be provided to each registered attendee. Additional copies may be purchased at the registration desk for \$15 each based on availability.

Tickets are required for entrance into the social events, eye openers and study sessions. Tickets will be taken at the door to each session. Tickets can be purchased at registration based on availability. Lost tickets will not be replaced. Attendees not planning to attend a social event can donate tickets to student attendees at the registration desk.

Badges are required throughout the meeting.

Badge holders can attend the general, concurrent, keynote and poster sessions. Pre-Conference Symposium registrations are indicated on the badge. Badges will be checked at the entrance to each session.

AV Instructions and Speaker Ready Room

Speakers may preview their presentations in room 207. Stop by the Registration Desk in the Grand Ballroom Foyer for more information.

General and Concurrent Session speakers should pre-load presentations at the podium prior to the beginning of their session, e.g., first thing in the morning or during coffee or lunch breaks.

Eye Opener and Study Session speakers are responsible for operating their own AV equipment. *Laser Pointers* should be picked up at the Registration Desk.

Speakers must pick up materials immediately following their presentation. Materials should not be left with technicians. ACPA and the AV staff will not accept responsibility for lost or damaged materials.

Journal Submissions

Manuscript submissions for *the Cleft Palate-Craniofacial Journal* should be left at The Registration Desk with an ACPA staff member.

Poster Sessions, Exhibits and Coffee Breaks

Poster Session day and times are specified in the Summary of Events. All exhibits, poster sessions and coffee breaks will be held in or near the Grand Ballroom Foyer.

New Members and Non-Members

Attendees who have a *Light Blue Ribbon* joined ACPA in the past year. Non-members have blue badges. Membership applications are available at the ACPA Table.

Annual Meeting Photography

Candid photos will be taken throughout the week in which you may be included. It is agreed that participation implies consent and that these photos may be used in the Monthly Digest, on the ACPA or CPF website, to market current or future ACPA events or in other publications. Please stop by the registration desk if you do not want your picture to be used.

Unauthorized Recording:

Taking photos or recording any meeting is prohibited. Photographs, audio recordings, or videos of any annual meeting proceedings, oral presentations, or on screen images are STRICTLY PROHIBITED. Audience members who attempt to do so will be asked to leave the meeting rooms.

Please be Courteous to Other Attendees

Mobile devices: Turn off or silence your cell phones and/or pagers while sessions are in progress.

Children: Children under 13 years of age are not permitted in lecture areas.

TABLE OF CONTENTS

Summary of Events	1-5
Welcome Letters	6
ACPA Board of Directors	7
2016 ACPA Committees and Task Forces	8
CPF Board of Directors & Committees	9
The Cleft Palate-Craniofacial Journal	10
Past Presidents & Award Winners	11
Continuing Education	12
Pre-Conference Symposium Schedule	13-14
Pre-Conference Symposium Faculty Bios	15-16
73 rd Annual Meeting Schedule of Events.....	18-42
Exhibitors	43-44
Sponsors	45
ACPA Financial Statement	46
CPF Financial Statement	47
CPF Contributions 2015.....	48-49
Hotel Map.....	56

SUMMARY OF EVENTS

Please note: Rooms are subject to change. Room change announcements will be made on the Conference App.

Saturday, April 2

6:30 pm - 8:30 pm ACPA/CPF Board and Staff Dinner *sponsored by Children's Healthcare of Atlanta*[◇]

Sunday, April 3

9:00 am - 4:00 pm Americleft Speech Training Session Room 211

4:00 pm - 7:00 pm Registration 2nd Floor Registration
Speaker Ready Room Room 207

Monday, April 4

7:30 am - 5:30 pm Registration 2nd Floor Registration
Speaker Ready Room Room 207

8:00 am - 5:45 pm Pre-Conference Symposium: Quality, Access and Value: A Road Map to Outcomes* Salon East (ABC)

10:15 am - 10:45 am Morning Break *sponsored by KLS Martin* 2nd Floor Pre-function

Tuesday, April 5

7:30 am - 7:30 pm Registration 2nd Floor Registration
Speaker Ready Room Room 207

8:00 am - 12:30 pm Pre-Conference Symposium: Quality, Access and Value: A Road Map to Outcomes* Salon East (ABC)
Leadership Session* Salon E
sponsored by Nationwide Children's Hospital

9:55 am - 10:25 am Morning Break *sponsored by KLS Martin* 2nd Floor Pre-function

12:00 pm - 1:00 pm Lunch (On Your Own)

12:00 pm - 1:30 pm Committee Chair Luncheon[◇] Room 204-205

1:00 pm - 4:00 pm Americleft Surgery Room 213

Americleft Speech Room 214

1:30 pm - 3:30 pm CPF Research Grants Committee Room 202

Parameters Committee Room 210

75th Anniversary Task Force Room 201

2:00 pm - 5:00 pm Exhibitor Move In 2nd Floor Pre-function

2:30 pm - 3:00 pm CPF DPMF Committee Room 212

2:30 pm - 4:00 pm Membership Committee Room 201

3:00 pm - 4:00 pm Americleft Ortho Committee Room 209-210

Policies and Procedures Committee Room 212

3:30 pm - 5:00 pm CPF Scholarships Committee Room 202

4:00 pm - 5:00 pm Americleft Whole Committee Room 209-210

4:00 pm - 5:00 pm Organizational Alliances Committee Room 201

4:30 pm - 6:30 pm CPF Publications Committee Room 212

4:30 pm - 5:00 pm Visiting Scholar Presentation Room 204-205

5:00 pm - 6:00 pm New Member Orientation Room 204-205

6:30 pm - 8:30 pm	ACPA/CPF Presidents' Welcoming Reception*	Grand Ballroom
Wednesday, April 6		
6:30 am - 7:00 am	Morning Coffee	2nd Floor Pre-function
6:30 am - 6:30 pm	Registration	2nd Floor Registration
	Speaker Ready Room	Room 207
7:00 am - 8:00 am	Online Community Training Session	Room 213
7:00 am - 8:00 am	Eye Openers: Group 1*	
	Eye Opener 1 - Commission On Approval Of Teams: Team Approval Process	Room 209
	Eye Opener 2 - The Americleft Project: Progress And Guidelines For Participation In Collaborative Intercenter Outcomes Studies	Room 214
	Eye Opener 3 - Tips For Writing A Successful Grant Proposal	Room 205
	Eye Opener 4 - Leadership Panel	Room 210
	Eye Opener 5 - Innovation in Cleft Palate Reconstructive Surgery: How to Use Buccal Myomucosal Flaps	Room 204
	Eye Opener 6 - Contemporary Management of the Alveolar Cleft in Patients with Cleft Lip and Palate	Room 201
	Eye Opener 7 - Competency in Assessment and Treatment of Cleft/VPI And Craniofacial Speech-Language Disorders: A Clinical Education Model	Room 202
7:00 am - 12:30 pm	Poster Session A	Room 203
7:30 am - 8:20 am	Past Presidents' Breakfast [◇]	Room 211
7:30 am - 4:30 pm	Exhibits Open	2nd Floor Pre-function
8:30 am - 9:30 am	Opening Ceremony & Keynote Address: Martin Persson, Ph.D., MPH, M.Sc.	Grand Ballroom
9:30 am - 10:00 am	Morning Break	2nd Floor Pre-function
10:00 am - 12:00 pm	General Session I	Grand Ballroom
12:00 pm - 1:30 pm	Lunch (On Your Own)	
	Commission on Approval of Teams Committee and Lunch [◇]	Room 213
	Ethics Roundtable (w/Optional Lunch)*	Salon D
	JVA Middle East Discussion	Room 204-205
	Discussion on Strategic Support for Cleft and Craniofacial Care in the Middle East and North Africa" in place of "JVA Middle East Discussion	
	Program Committee and Lunch [◇]	Room 212
1:00 pm - 6:30 pm	Poster Session B	Room 203
1:30 pm - 2:30 pm	General Session II: Panel	Grand Ballroom
2:30 pm - 3:00 pm	Afternoon Break <i>sponsored by Children's Healthcare of Atlanta</i>	2nd Floor Pre-function
3:00 pm - 4:30 pm	Discipline Forums	
	Genetics/Pediatrics	Room 209
	Mental Health	Room 213
	Nurse/Coordinators	Room 212
	SLP & Audiology	Room 201
	Oral-Maxillofacial Surgery	Room 211
	Orthodontics/Prosthodontics	Room 204-205

*Separate Registration Required | ** Open only to ACPA Members |+ Open only to ASCFS Members
[◇] Invitation Only

	Otolaryngology	Room 210
	Pediatric Dentistry	Room 202
	Plastic Surgery	Salon E
3:00 pm - 6:30 pm	CPCJ Editorial Board Meeting [◇]	Room 214
4:30 pm - 6:00 pm	Ideas & Innovations	Grand Ballroom
6:00 pm - 7:00 pm	Oral Surgery Reception*	Room 211
6:00 pm - 7:00 pm	Americleft Meet & Greet	
	Speech	Room 201
	Surgery	Salon E
	Psychosocial	Room 213
	Research	
3:00 pm - 6:30 pm	CPCJ Editorial Board Meeting	Room 211
4:30 pm - 6:00 pm	Ideas & Innovations	Grand Ballroom
6:00 pm - 7:00 pm	Oral Surgery Reception*	Room 211
6:00 pm - 7:00 pm	Americleft Meet & Greet	Room 201
6:30 pm - 7:30 pm	CPF Donor Reception [◇]	Salon A
9:00 pm - 10:00 pm	Young Professionals Meetup	High Velocity Lounge at the Marriott Marquis

Thursday, April 7

6:30 am - 6:00 pm	Registration	2nd Floor Registration
	Speaker Ready Room	Room 207
6:30 am - 7:00 am	Morning Coffee	2nd Floor Pre-function
7:00 am - 8:00 am	Eye Openers - Group 2*	
	Eye Opener 8 - Cleft Palate-Craniofacial Journal	Room 209
	Eye Opener 9 - Team Care For Infants: Managing Feeding and Growth From Prenatal Consult to 12 Months of Age	Room 204-205
	Eye Opener 10 - Multi-Disciplinary Approach to Maxillary Alveolar Bone Grafting: More Than Just the Surgery	Room 201
	Eye Opener 11 - The Furlow Palatoplasty: A Practical Guide	Room 212
	Eye Opener 12 - Challenging Cases of Velopharyngeal Dysfunction: Speech Assessment and Management	Room 210-211
	Eye Opener 13 - The Oral Examination: Normal and Abnormal Findings. Improving Your Diagnostic Skills For Children With Craniofacial Disorders.	Room 202
	Eye Opener 14 - EXIT (Ex Utero Intrapartum Treatment) Procedure: A Necessary Treatment Modality for the Severely Compromised Airway Common to the Cleft and Craniofacial Patient Population	Room 213
7:00 am - 6:00 pm	Poster Session C	Room 203
7:30 am - 4:30 pm	Exhibits Open	2nd Floor Pre-function
8:00 am - 10:00 am	Junior Investigator	Grand Ballroom
10:00 am - 10:30 am	Morning Break	2nd Floor Pre-function
10:30 am - 12:00 pm	General Session III	Grand Ballroom
12:00 pm - 2:00 pm	Annual Awards Luncheon	Salon
2:30 pm - 4:00 pm	Study Sessions - Group 1*	

	Study Session A - Terapia En Español: Assessment and Treatment of Spanish Cleft Palate Speech for Monolingual and Bilingual Speech-Language Pathologists	Room 214
	Study Session B - Is There an Optimal Payment Model for Cleft & Craniofacial Orthodontic Services?	Room 210
	Study Session C - Nasoalveolar Molding And Columella Elongation	Room 204
	Study Session D - How to Rotate and Advance a Lip: A Primer on Unilateral Cleft Lip Repair	Room 212
	Study Session E - The Jaws Are Not Just an Eating Machine: How Dental Anomalies and Malocclusion Affect Speech and Resonance	Room 201
	Study Session F - Multidisciplinary Strategies to Avoid or to Treat Short-Term and Long-Term Complications of Neonatal Mandibular Distraction	Room 205
	Study Session G - Practical Guidelines For Managing Patients With 22q11.2 Deletion Syndrome	Room 211
	Study Session H - How Can MRI And Computational Modeling Inform Clinical Decisions In Cleft Palate: Current and Future Developments	Room 202
	Study Session I - A Keen Eye Towards Effective Team Coordination	Ballroom D
	Study Session J - Medical Management and Surveillance Protocols for Complex Craniofacial Conditions	Room 213
3:00 pm - 6:00 pm	ASCFS Council Meeting [◊]	Room 209
4:00 pm - 4:30 pm	Afternoon Break	2nd Floor Pre-function
4:30 pm - 6:00 pm	Study Sessions - Group 2*	
	Study Session K - Building a Successful Electronic Medical Record: Its Trials, Tribulations And Triumphs	Room 205
	Study Session L - Multidisciplinary Airway Assessment and Intervention for Patients With Cleft and Craniofacial Anomalies	Room 211
	Study Session M - Speech Therapy Beyond Elicitation: Advancing to Spontaneous Speech	Room 202
	Study Session N - Surgical Management of VPD in 22q11.2 Deletion Syndrome: Masters Class For the Surgeon and SLP	Room 212
	Study Session O - Hemifacial Microsomia: An Interdisciplinary Integrated Approach to Care	Room 204
	Study Session P - What's Next Gen?: What's New in Genetic Testing and Its Impact on Management of Craniofacial Disorders	Room 214
	Study Session Q - Cleft Orthognathic Surgery	Room 201
	Study Session R - Videofluoroscopy: Increasing Compliance And Decreasing Risks While Providing Useful Information	Room 210
Friday, April 8		
6:30 am - 7:30 am	Yoga Session	Room 211
7:00 am - 8:00 am	ASCFS Breakfast [◊]	Room 204-205
7:00 am - 5:00 pm	Registration	2nd Floor Registration
	Speaker Ready Room	Room 207

*Separate Registration Required | ** Open only to ACPA Members |+ Open only to ASCFS Members
[◊] Invitation Only

7:30 am - 3:30 pm	Exhibits Open	2nd Floor Pre-function
8:00 am - 12:30 pm	Poster Session D	Room 203
8:00 am - 9:00 am	Concurrent Session A: Technology	Grand Ballroom A
	Concurrent Session B: Cleft Lip/Palate Surgery	Grand Ballroom D
	Concurrent Session C: ASCFS Linton Whitaker Lecture	Salon A & B
9:00 am - 10:00 am	ACPA Annual Business Meeting**	Grand Ballroom B
10:00 am - 10:30 am	Morning Break <i>sponsored by Children's Healthcare of Atlanta</i>	2nd Floor Pre-function
10:30 am - 12:00pm	Concurrent Sessions	
	Concurrent Session 1: ASCFS 1	Salon A & B
	Concurrent Session 2: Speech	Grand Ballroom D
	Concurrent Session 3: Genetics/Pediatrics	Grand Ballroom C
	Concurrent Session 4: Cleft Lip/Palate Surgery	Grand Ballroom B
	Concurrent Session 5: Nursing/Coordination 1	Grand Ballroom A
12:00 pm - 1:30 pm	ASCFS Business Mtg/Luncheon [◊]	Room 204-205
12:00 pm - 1:30 pm	Nursing/Coordinator Lunch*	Room 210-211
12:00 pm - 3:30 pm	ACPA Executive Council Meeting [◊]	Room 212
1:00 pm - 5:30 pm	Poster Session E	Room 203
1:30 pm - 3:00 pm	Concurrent Sessions	
	Concurrent Session 6: ASCFS 2	Salon A & B
	Concurrent Session 7: Imaging	Grand Ballroom D
	Concurrent Session 8: Craniofacial Biology	Grand Ballroom C
	Concurrent Session 9: Psychosocial/Quality of Life	Grand Ballroom B
	Concurrent Session 10: Nursing/Coordination 2	Grand Ballroom A
3:00 pm - 3:30 pm	Afternoon Break	2nd Floor Pre-function
3:30 pm - 5:00 pm	Exhibitor Breakdown	
3:30 pm - 5:00 pm	Concurrent Sessions	
	Concurrent Session 11: Craniosynostosis/Mandibular Microsomia	Salon A & B
	Concurrent Session 12: Team Care	Grand Ballroom D
	Concurrent Session 13: Health Service Research	Grand Ballroom C
	Concurrent Session 14: Orthodontics/Orthognathic Surgery	Grand Ballroom B
	Concurrent Session 15: Nursing/Coordination 3	Grand Ballroom A

Saturday, April 9

7:30 am - 10:00 am	Registration	2nd Floor Registration
	Speaker Ready Room	Room 207
8:00 am - 9:00 am	Concurrent Session D: Outcomes	Grand Ballroom A
9:00 am - 10:00 am	Concurrent Session E: International Care	Grand Ballroom A
8:00 am - 10:00 am	Concurrent Session F: ASCFS	Salon A & B
10:00 am - 10:30 am	Morning Break	2nd Floor Pre-function
10:30 am - 12:30 pm	Closing General Session	Grand Ballroom A

Welcome Letters

Letter from the President

Dear ACPA Members, Colleagues and Friends,

On behalf of the ACPA Executive Council, I welcome you to the 73rd Annual Meeting and Pre-Conference Symposium in Atlanta as we explore advances in research, clinical and team-driven care of our patients.

Our theme this year is **ALL IN: Expertise, Discovery, Leadership, Teamwork**. I encourage you to take advantage of your time at the meeting to not only explore advances in research and clinical care, but also learn from colleagues across multiple disciplines from all over the globe.

Throughout the week you will have the opportunity to discuss new and old ideas with those experienced in the field and to learn from those new to the profession. In addition to attending the scientific sessions, I urge you to network during the breaks and social events. These are great times to make new connections, to strengthen old friendships and to meet with sponsors and exhibitors. The Welcoming Reception, Awards Luncheon and Annual Gala are wonderful opportunities for such. Additional networking opportunities are also available for international attendees, young professionals, and new members.

The Hilton Atlanta is located in the heart of downtown, within walking distance of several attractions including the College Football Hall of Fame, Centennial Olympic Park, the World of Coca-Cola and the CNN Center. The Hilton also has a connecting sky bridge to Peachtree Center Mall and to many restaurants.

Thank you for joining us as we go **ALL IN** on cleft and craniofacial care. Let's make this our best event yet!

Sincerely,

Richard E. Kirschner, MD

2016 ACPA President

Letter from the Program Chair

Dear Attendees,

The 2016 Program Committee has planned an exciting interdisciplinary program that is intended to appeal to attendees in basic and applied science and clinical practice as we go ALL IN with Expertise, Discovery, Leadership, and Teamwork. This year's program includes general sessions, topic-based breakout sessions, panels, instructional courses at introductory and advanced levels, and open forum meetings by discipline – as well as time for networking.

The Leadership Session will enhance leadership effectiveness within the context of your team, institution, community and professional organizations, including ACPA. Ideally, newly-developed skills will be able to be shared with colleagues and team members - enhancing the overall performance of any team and improving outcomes for patients and families.

Martin Persson, PhD, MPH, MSc will deliver the Keynote Presentation on "How to Incorporate Psychosocial Care Provision: The Way Forward!" Persson is a Senior Research Fellow at The Cleft Collective in the Centre of Appearance Research at the University West of England. This session is designed to enhance health care professionals' competence by discovering some of the challenges and opportunities that revolve around this topic.

In addition, this year we are reintroducing the Nuts and Bolts as a Nursing/Coordination Track during Friday's Concurrent Specialty Sessions. This will be an opportunity to share ideas, network and learn from each other on a variety of topics.

On behalf of the Program Committee, I wish you an enjoyable and educational week.

Sincerely,

Amelia F. Drake, MD

2016 Program Chair and
ACPA Vice President

ACPA BOARD OF DIRECTORS

Officers

**President**

Richard E. Kirschner, MD
Columbus, OH

**President-Elect**

Robert J. Havlik, MD
Milwaukee, WI

**Past President**

Ronald Reed Hathaway, DDS, MS, MS
Cincinnati, OH

**Vice President**

Amelia F. Drake, MD
Chapel Hill, NC

**Vice President-Elect**

Bernard J. Costello, DMD, MD, FACS
Pittsburgh, PA

**Communications Officer**

Carrie L. Heike, MD, MS
Seattle, WA

**Treasurer**

John A. Giroto, MD, MMA, FAAP, FACS
Grand Rapids, MI

Board Members



Lisa R. David, MD, Winston
Salem, NC (2016)



Iris H. Sageser, RDH, MS
Cincinnati, OH (2016)



Lynn M. Fox, MA, MEd, CCC-SLP
Chapel Hill, NC (2017)



Ana M. Mercado, DMD, PhD,
Westerville, OH (2017)



Scott A. Dailey, PhD
Iowa City, IA (2018)



Kristina Wilson, PhD
Houston, TX (2018)

Ex-Officio



Jack C. Yu, MD, DMD, MS Ed
Augusta, GA
Editor, *Cleft Palate-Craniofacial
Journal*



Marilyn Cohen, LSLP
President, Cleft Palate Foundation
Moorestown, NJ



Wendy-Jo Toyama, MBA
Executive Director, ACPA
Chapel Hill, NC

2016 ACPA COMMITTEES, TASK FORCES AND SELECTION PANELS

75th Anniversary Task Force

Ross E. Long, DMD, MS, PhD, Chair
Marilyn A. Cohen, LSLP
Ronald R. Hathaway, DDS, MS, MS
Kathleen A. Kapp-Simon, PhD
James A. Lehman, MD
Mohammad Mazaheri, MDD, DDS, MSc
Jerald B. Moon, PhD
Peter M. Spalding, DDS, MS, MS
Ronald P. Strauss, DMD, PhD
Judith E. Trost-Cardamone, PhD
Bernard J. Costello, DMD, MD, FACS,
Council Liaison
Wendy-Jo Toyama, MBA, CAE and Jessica
Kokos, National Office Team Liaisons

Audit Committee

Lynn M. Fox, MA, MEd, CCC-SLP, Chair
Scott A. Dailey, PhD
Ana M. Mercado, DMD, PhD
Wendy-Jo Toyama, MBA, CAE, National
Office Team Liaison

Education Committee

Jamie L. Perry, PhD, CCC-SLP, Chair
G. E. Ghali, DDS, MD, Co-Chair
Alexander C. Allori, MD, MPH
Joanna G. Artz, RN
Adriane L. Baylis, PhD, CCC-SLP
Noreen Clarke, MSN, RN
Dana Collins, PhD, CCC-SLP
Wellington J. Davis, MD
Sean P. Edwards, MD, DDS, FRCDC
Alison R. Scheer-Cohen, PhD
Emet D. Schneiderman, PhD
Christian J. Vercler, MD
Scott A. Dailey, PhD, Council Liaison
Wendy-Jo Toyama, MBA, CAE and Jessica
Kokos, National Office Team Liaisons

Executive Committee

Richard E. Kirschner, MD
Robert J. Havlik, MD
Amelia F. Drake, MD
Bernard J. Costello, DMD, MD, FACS,
John A. Girotto, MD, MMA, FAAP, FACS
Carrie L. Heike, MD, MS

Honors and Awards Selection Panel

Ronald P. Strauss, DMD, PhD, Chair
Michael J. Buckley, DMD, MS, MBA
Mohammad Mazaheri, MDD, DDS, MSc
Janice R. Rockwood, RN, BSN
Earl J. Seaver, PhD
Lynn M. Fox, MA, MEd, CCC-SLP, Council
Liaison
Peggy M. Smith, National Office Team
Liaison

Management and Finance Committee

John A. Girotto, MD, MMA, FAAP, FACS,
Chair
Patricia D. Chibbaro, RN, MS, CPNP
Marilyn A. Cohen, LSLP

Deji V. Fashemo, DDS, MPH
Ronald R. Hathaway, DDS, MS, MS
Robert J. Havlik, MD
Richard E. Kirschner, MD
Howard M. Saal, MD
Bryan J. Williams, DDS, MSD, MEd
Wendy-Jo Toyama, MBA, CAE, National
Office Team Liaison

Membership Committee

Seth Weinberg, PhD, Chair
Lisa S. Jacob, DDS, MS, Co-Chair
Kristina J. Aldridge, PhD
Sivakumar Chinnadurai, MD
Joli C. Chou, DMD, MD
James J. Cray, PhD
Canice E. Crerand, PhD
Kristen E. DeLuca, MS, CCC-SLP
Katrina M. Dipple, MD, PhD
Michael T. Friel, MD, FAAP
Lynn M. Grames, MA, CCC-SLP
Robert J. Mann, MD
Prasad Nalabothu, MDS, FCFD
Krishna G. Patel, MD, PhD
Amanda M. Smith, RN, BSN-CPN
Jennifer E. Woerner, DMD, MD
Carrie L. Heike, MD, MS, Council Liaison
Alyssa S. Kirkman, National Office Team
Liaison

Organizational Alliances Task Force

Steven I. Goudy, MD, Chair
Sean P. Edwards, MD, DDS, FRCDC
Yvonne R Gutierrez, MD
Craig A. Hurst, MD, MSc
Lisa S. Jacob, DDS, MS
Ann W. Kummer, PhD
Michael S. Nelson, MD
David J. Reisberg, DDS, FACP
Cynthia B. Solot, MA, CCC-SLP
Kristina Wilson, PhD, Council Liaison
Alyssa S. Kirkman, National Office Team
Liaison

Parameters Committee

Dianne J. Mulick-Altuna, MS, CCC-SLP,
Chair
Mary M. Cradock, PhD
Carrie L. Heike, MD, MS
Anne V. Hing, MD
Guy L. Lanzi, DMD
Snehlata Oberoi, BDS, MDS, DDS
Pravin K. Patel, MD
Jennifer L. Rhodes, MD
Ramon L. Ruiz, DMD, MD
Sherard A. Tatum, MD
Sondra J. Valdez, RN
Manish Valiathan, MSD, DDS
Lisa R. David, MD, Council Liaison
Hillary Jones, National Office Team Liaison

Policies and Procedures Task Force

Helen M. Sharp, PhD, Chair
Patricia H. Glick, DMD, MS

Ronald R. Hathaway, DDS, MS, MS
Robert J. Havlik, MD
Richard E. Kirschner, MD
Kerry C. Mandulak, PhD, CCC-SLP
Mark P. Mooney, PhD
Wendy-Jo Toyama, MBA, CAE, National
Office Team Liaison

2016 Program Committee

Amelia F. Drake, MD, Chair
Anne P. Bedwinek, PhD, CCC-SLP
Patricia L. Bender, RN, CNS
Roberto L. Flores, MD
G.E. Ghali, DDS, MD
Richard A. Hopper, MD, MS
Katherine A. Kelly, DDS, PhD, MS
Kristen M. Lowe, DDS, MS
Emet D. Schneiderman, PhD
Jason Ulm, MD
David J. Zajac, PhD

2017 Program Committee

Bernard J. Costello, DMD, MD, FACS, Chair
Gregory C. Allen, MD
Adriane L. Baylis, PhD, CCC-SLP
John F. Caccamese, DMD, MD, FACS
Frederic W. Deleyiannis, MD, MPhil, MPH
Sean P. Edwards, MD, DDS, FRCDC
Yvonne R Gutierrez, MD
Jamie S. Idelberg, BS, RDH
Noel Jabbour, MD
Oksana A. Jackson, MD
Kristen M. Lowe, DDS, MS
Mark P. Mooney, PhD
Jennifer E. Woerner, DMD, MD
Isaac L. Wornom, MD
Amelia F. Drake, MD, Council Liaison
Jessica Kokos, National Office Team Liaison

Visiting Scholar Selection Panel

John A. van Aalst, MD, Chair
Fadekemi O. Oginni, BChD, FMCDS,
FWACS, Co-Chair
Tasha E. Hall, DMD, MSD
Oksana A. Jackson, MD
Aliaa A. Khadre, DDS, MSC
Sarah E. Reid, MA, CCC-SLP
Gerardo P. Romeo, DDS, MD
Polepole Tshomba, MD
Iris H. Sageser, RDH, MS Council Liaison
Alyssa S. Kirkman, National Office Team
Liaison

Commission on Approval of Teams

David Kuehn, PhD, Chair
Jamie S. Idelberg, BS, RDH, Co-Chair
Greg Bowden, CFRE
Michael G. Cedars, MD
Connie A. Cristion, RN
Celia E. Heppner, PsyD
Hitesh Kapadia, DDS, PhD
Mollie Mulvanity
Pat Ricalde, DDS, MD
Hillary Jones, National Office Team Liaison

CPF BOARD OF DIRECTORS AND COMMITTEES



President

Marilyn A. Cohen, LSLP
Moorestown, NJ



Secretary

Nichelle Berry Weintraub, MSIE
Charlotte, NC



Treasurer

John A. Girotto, MD, MMA, FAAP, FACS
Grand Rapids, MI

DIRECTORS



Alexander "Sasha" Weintraub, PhD
Charlotte, NC



Lori Cilley, DO
Moorestown, NJ



Lisa Lakritz, MS, OTR/L
San Diego, CA



Howard M. Saal, MD
Cincinnati, OH



Earl "Gip" Seaver, PhD
DeKalb, IL



Michael T. Friel, MD
Jackson, MS



Yvonne R. "Bonnie" Gutierrez, MD
Los Angeles, CA

Virginia "Ginger" Hinton, PhD
Greensboro, NC



Richard E. Kirschner, MD
Columbus, OH

HONORARY BOARD OF TRUSTEES

Claire A. Crawford
James A. Lehman, Jr., MD
Posey Randall
L. Scott Schultz

2016 COMMITTEE MEMBERS

Adult Task Force

Trivelpiece, Ruth
Chou, Joli C.
Craddock, Mary M.
Scheve, Sibyl V.
Smith, Andrea L.
Williamson, Stephanie

Berkowitz Award Committee

Chapman, Kathy L.
Allori, Alexander C.
Moreno, Lina M.
Stein, Margot B.
Yu, Jack C.
Seaver, Earl J.
Feliciano, Tina
Donna Pruzansky

Memorial Fund Committee

Scheve, Sibyl V.
Aspinall, Cassandra L.
Dickson, Dana E.
Grellner, Cheryl L.
Hindenburg, Lora A.
Hopkins, Elena M.
Leavitt, Dawn A.
Vargas, Sharon
Hinton, Virginia A.
Williamson, Stephanie

Leadership Award Committee

Alexander, Mary Ellen
Chibbaro, Patricia D.
Fashemo, Deji V.
Ross, Lonny L.
Tanner, Aaron M.
Wells-Friedman, Margaret A.
Friel, Michael T.
Williamson, Stephanie

Management and Finance Committee

Girotto, John A.
Williamson, Stephanie
Ron Hathaway
Bob Havlik
Bryan Williams
Pat Chibbaro
Deji Fashemo
Marilyn Cohen
Howard Saal

Publications Committee

Fox, Lynn M.
Allen, Gregory C.
Bedwinek, Anne P.
Dixon, Angela J.
Dyleski, Robin A.
Jaffurs, Daniel
Kelly, Katherine A. Matthews,
Martha S.
Oh, Albert K.
Ritter, Carol J.
Schultz, Patricia

Weintraub, Nichelle B.
Williamson, Stephanie

Research Grants Committee

Perry, Jamie L.
Crerand, Canice E.
Eisig, Sidney B.
El Amm, Christian Albert
Jackson, Oksana A.
Mooney, Mark P.
Saal, Howard M.
Williamson, Stephanie

Scholarships Committee

Altuna, Dianne
Bellucci, Claudia Crilly
Church, Caitlin
Jackson, Oksana A.
Seaver, Earl J.
Cilley, Lori
Williamson, Stephanie

THE CLEFT PALATE-CRANIOFACIAL JOURNAL

Editorial Board

Editor

Jack C. Yu, DMD, MD, MS Ed
Augusta, GA

Associate Editor

Stephen F. Conley, MD, MS
Milwaukee, WI

Section Editors

Anatomy/Basic Sciences

Mark P. Mooney, PhD
Pittsburgh, PA

Gregory M. Cooper, PhD
Pittsburgh, PA

Behavioral Sciences

Canice E. Czerand, PhD
Columbus, OH

Alessia L. Johns, PhD
Los Angeles, CA

Craniofacial Surgery

John A. Girotto, MD, MMA, FAAP,
FACS
Grand Rapids, MI

Lisa R. David, MD
Winston-Salem, NC

Dentistry

Kirt E. Simmons, DDS, PhD
Roland, AR

Christos Katsaros, DDS, MD, PhD
Bern, Switzerland

Richard A. Bruun, DDS
Boston, MA

Epidemiology

Suzan Carmichael, PhD
Stanford, CA

Cynthia H. Cassell, MA, PhD
Atlanta, GA

Stephanie Watkins, PhD, MSPH,
MSPT
Fayetteville, NC

Ethics / Health Policies And Perspectives

Helen M. Sharp, PhD
Kalamazoo, MI

Genetics

Peter A. Mossey, PhD, BDS
Scotland, United Kingdom

Michele Rubini, MD
Ferrara, Italy

Oral/Maxillofacial Surgery

Sidney B. Eisig, DDS
New York, NY

Otolaryngology

Steven I. Goudy, MD
Atlanta, GA

Pediatrics

Yvonne R. Gutierrez, MD
Los Angeles, CA

Plastic And Reconstructive Surgery

Brian C. Sommerlad, MB, BS,
FRCS
Chelmsford, United Kingdom

Davinder J. Singh, MD
Phoenix, AZ

Arun K. Gosain, MD
Chicago, IL

Speech-Language Pathology

Debbie Sell, PhD
London, United Kingdom

Tim Bressmann, PhD
Toronto, ON Canada

Journal Editors 1964-Present

Volumes 1 through 6, 1964-1969	Hughlett L. Morris, PhD
Volumes 7 through 12, 1970-1975	Robert L. Harding, MD, DDS
Volumes 13 through 18, 1976-1981	Betty Jane McWilliams, PhD
Volumes 19 through 21, 1982-1984	R. Bruce Ross, DDS, MSc
Volumes 22 through 25, 1985-1988	Ralph L. Shelton, PhD
Volumes 26 through 28, 1989-1991	Robert J. Shprintzen, PhD
Volumes 29 through 33, 1992-1997	Stewart R. Roach, PhD
Volumes 34 through 44, 1998-2007	Jerald B. Moon, PhD
Volumes 45 through 47, 2008-2010	Arshad R. Muzaffar, MD
Volume 48, 2011	Thomas W. Guyette, PhD
Volumes 48+, 2011-present	Jack Yu, DMD, MD, MS Ed

Past Presidents & Award Winners

American Cleft Palate–Craniofacial Association - Past Presidents

Linwood Grace, DDS	1943	Herold Lillywhite, PhD	1968	Mary Anne Witzel, PhD	1993
Linwood Grace, DDS	1944	Ross H. Musgrave, MD	1969	Libby F. Wilson, MD	1994
Cloyd S. Harkins, DDS	1945	William H. Olin, DDS	1970	Robert M. Mason, PhD, DMD	1995
Walter Wright, DDS	1946	Elise Hahn, PhD	1971	Ronald P. Strauss, DMD, PhD	1996
Frank Fox, DDS	1947	John W. Curtin, MD	1972	Rodger M. Dalston, PhD	1997
Leonard S. Fletcher, DDS	1948	William R. Laney, DMD	1973	Jeffrey L. Marsh, MD	1998
William J. Robinson, DDS	1949	Hughlett L. Morris, PhD	1974	Katherine Dryland Vig, BDS, MS, DOrth	1999
Nathaniel A. Olinger, DDS	1950	Verner V. Lindgren, MD	1975	Marilyn C. Jones, MD	2000
John F. Harkins, DDS	1951	Howard Aduss, DDS	1976	John E. Riski, PhD	2001
Herbert Koepf-Baker, PhD	1952	Kenneth R. Bzoch, PhD	1977	Ross E. Long, Jr., DMD, PhD	2002
Sumner Palardy, DDS	1953	John Q. Owsley Jr., MD	1978	Don LaRossa, MD	2003
Robert Harding, DDS, MD	1954	R. Bruce Ross, DDS	1979	Michael Karnell, PhD	2004
Cecil Conroy, DDS	1955	Ralph Shelton, PhD	1980	Marilyn A. Cohen, BA, LSLP	2005
Eugene T. McDonald, EdD	1956	William C. Trier, MD	1981	A. Michael Sadove, MD	2006
Donald M. Glover, MD	1957	Donald W. Warren, DDS, PhD	1982	Peter M. Spalding, DDS, MS, MS	2007
Stephen P. Forrest, DDS	1958	Duane Van Demark, PhD	1983	Kathleen A. Kapp-Simon, PhD	2008
Jack Matthews, PhD	1959	Leslie M. Holve, MD	1984	Michael J. Buckley, DMD, MS, MBA	2009
J. J. Longacre, MD	1960	George J. Chierici, DDS	1985	Isaac L. Womom, III, MD	2010
Samuel Pruzansky, DDS	1961	Sally J. Peterson-Falzzone, PhD	1986	Jerald B. Moon, PhD	2011
D. C. Spriestersbach, PhD	1962	Robert W. Parsons, MD	1987	Howard M. Saal, MD	2012
Richard C. Webster, MD	1963	Charles R. Kremenak, DDS	1988	Mark P. Mooney, PhD	2013
J. Daniel Subtelny, DDS	1964	David P. Kuehn, PhD	1989	Helen M. Sharp, PhD	2014
Betty Jane McWilliams, PhD	1965	Alphonse R. Burdi, PhD	1990	Ronald Reed Hathaway, DDS, MS	2015
Peter Randall, MD	1966	James A. Lehman, Jr., MD	1991		
Mohammad Mazaheri, DDS	1967	Albert H. Guay, DMD	1992		

Cleft Palate Foundation – Past Presidents

Rex A. Peterson, MD	1973/1974	Samuel Berkowitz, DDS, MS	1978/1979	Michael L. Lewin, MD	1983/1984
Robert W. Blakeley, PhD	1974/1975	Joyce E. Heller, PhD	1979/1980	William C. Trier, MD	1984/1990
Peter Randall, MD	1975/1976	Sylvan E. Stool, MD	1980/1981	Jeffrey L. Marsh, MD	1990/1996
Donald W. Warren, DDS, PhD	1976/1977	Mohammad Mazaheri, DDS	1981/1982	James A. Lehman, Jr., MD	1996/1999
Morton S. Rosen, DDS	1977/1978	Betty Jane McWilliams, PhD	1982/1983	Earl J. 'Gip' Seaver, PhD	2000/2012

Honors of the Association

Robert H. Ivy, MD, DDS	1963	Peter Randall, MD	1986	Betty Jane Philips, PhD	2002
Herbert K. Cooper, DDS	1965	Betty Jane McWilliams, PhD	1987	Leonard T. Furlow, Jr., MD	2004
Josef Warkany, MD	1966	Mohammad Mazaheri, DDS, MSc	1989	Rodger M. Dalston, PhD	2005
Herbert Koepf-Baker, PhD	1967	Paul L. Tessier, MD	1991	Ronald P. Strauss, DMD, PhD	2007
Poul Fogh-Andersen, MD	1973	Donald W. Warren, DDS, PhD	1992	Karlind T. Moller, PhD	2009
F. Clarke Fraser, PhD, MD	1974	Robert J. Gorlin, DDS, MS, DSc	1993	Sheldon W. Rosenstein, DDS, MSD	2010
Samuel Pruzansky, DDS, MS	1976	Philip J. Boyne, DMD, MS, DSc	1994	Ross E. Long, Jr., DMD, MS, PhD	2012
Dr. Muriel Morley, England	1977	Malcolm Johnston, DDS, MSCD, PhD	1995	Karin Vargervik, DDS	2012
Joanne D. Subtelny, PhD	1980	M. Michael Cohen, Jr., DMD, PhD	1996	Henry K. Kawamoto, Jr., MD	2014
J. Daniel Subtelny, DDS, MS	1980	Sylvan Stool, MD	1997	R. Bruce Ross, DDS, MSc	2015
Hughlett L. Morris, PhD	1982	Ralph L. Shelton, Jr., PhD	1998		
Wilton M. Krogman, PhD	1983	M. Samuel Noordhoff, MD	2000		
D. Ralph Millard, Jr., MD	1985	Harold C. Slavkin, DDS, PhD	2001		

Distinguished Service Award of the Association

Hughlett L. Morris, PhD	1970	Flora P. Berk	1982	James A. Lehman, Jr., MD	2000
Duane C. Spriestersbach, PhD	1973	Albert H. Guay, DMD	1984	Sally Peterson-Falzzone, PhD	2001
Kenneth R. Bzoch, PhD	1974	Donald W. Warren, DDS, PhD	1984	Jeffrey L. Marsh, MD	2002
Peter Randall, MD	1974	William C. Trier, MD	1987	Marilyn C. Jones, MD	2003
Betty Jane McWilliams, PhD	1975	Ralph L. Shelton, PhD	1989	Ross E. Long, Jr. DMD, MS, PhD	2005
Robert L. Harding, MD, DDS	1976	R. Bruce Ross, DDS, MSc	1991	Robert M. Mason, DMD, PhD	2006
Asa J. Berlin, PhD	1977	Mary Pannbacker, PhD	1992	Samuel Berkowitz, DDS, MS	2007
Charlotte G. Wells, PhD	1977	Betty Jane Philips, EdD	1993	Katherine Vig, BDS, MS, DOrth, FDS(RCS)	2008
Michael L. Lewin, MD	1978	Patricia A. Landis, MA	1995	Marilyn A. Cohen, LSLP	2011
Ross H. Musgrave, MD	1978	Robert W. Parsons, MD	1996	Judith Trost-Cardamone, PhD	2012
Mohammed Mazaheri, DDS, MSc	1979	Mary Helen Hough	1997	Kim S. Uhrich, MSW	2012
Herold S. Lillywhite, PhD	1980	Beatrice G. Kilwein	1997	Don LaRossa, MD	2014
Morton S. Rosen, DDS	1980	Ronald P. Strauss, DMD, PhD	1998		

Cleft Palate Foundation - Leadership Award

Hyman Gardsbane, DO	1988	Joanne Greene	1997	Cheryl Hendrickson	2006
Elisabeth Bednar	1989	Hope E. Charkins, MSW	1998	Paula Goldenberg, MD	2007
Donnie Schlereth	1990	William D. Eiserman, PhD	1999	Claire Crawford	2008
Bernice Bergen	1991	Arthur and Shelly Green	2000	Harriet Fisher	2010
Karen Schudson	1992	Karen Le Clair	2001	Paula Miller	2011
Pamela Onyx	1993	Julie DeLaurier	2002	Zeb and Meaghan Carabello	2012
Peg Bryner, EdD	1994	Ginny Patzer	2003	Maria Teresa	2014
Betsy Wilson	1995	Carrie Gruman-Trinkner	2004	Timothy and Pamela Baker	2015
Rochelle "Rickie" Anderson	1996	Debbie Oliver	2005		

ACPA Visiting Scholars

The Visiting Scholar Program has been continuously funded through a grant by Stryker Craniomaxillofacial since 1995.					
1995 - Dr. Michael Jainsch, Plastic Surgeon, Hungary	2002 - Ms. Miyoung Park, Speech-Language Pathologist, Korea	2009 - Dr. Ariuntuul Garidkhuu, Prosthodontics, Mongolia			
1996 - Dr. Wiratt Chantharatnapiboon, Plastic Surgeon, Thailand	2003 - Dr. Vuthy Chhoeurn, Plastic Surgeon, Cambodia	2010 - Dr. Fadekemi Oginni, Oral/Maxillofacial Surgeon, Nigeria			
1997 - Ms. Juanita Prada, Team Coordinator, Colombia	2004 - Dr. Glenda H. De Villa, Oral/Maxillofacial Surgeon, Philippines	2011 - Mr. Kuenzang Dorji, Speech Therapist, Bhutan			
1998 - Dr. Raymund Joaquin Erese, Plastic Surgeon, Philippines	2005 - Dr. Peter Donkor, Oral/Maxillofacial Surgeon, Ghana	2012 - Dr. Margot Escobedo, Orthodontist, Perú			
1999 - Dr. Om Prakash Kharbanda, Orthodontist, India	2006 - Dr. Mehmet Okan Akcam, Orthodontist, Turkey	2013 - Dr. Aliaa Khadre, Orthodontist, Egypt			
2000 - Dr. Anna Gerasimova, Speech-Language Pathologist, Russia	2007 - Dr. Seyad Abolhassan Emami, Plastic Surgeon, Iran	2014 - Dr. Gerald Isiekwe, Orthodontist, Nigeria			
2001 - Dr. Pradip Shetye, Orthodontist, India	2008 - Dr. Pawan Nyachhyon, Oral/Maxillofacial Surgery, Nepal	2015 - Dr. Gayatri Moghe-Ghadyalpatil, Orthodontist, India			
		2016 - Dr. Jorge Oviedo, Costa Rica			

CONTINUING EDUCATION

The overall educational objectives of the Annual Meeting are (1) to make concerned professionals aware of new clinical and research information through the organized presentation of original papers and poster sessions and (2) to provide an opportunity for the involved professionals to update their knowledge and skills of their own and related disciplines through exhibits, video presentations, and focused short courses. Specific educational objectives for each component of the meeting are presented throughout the agenda.

Continuing Education Credits

	ASHA	ACCME	Nursing*	Instructional Level
Convention	1.8 CEUs	18.25 hours	18.25 hours	Variable
Study Sessions (2 Sessions)	0.15 CEU each (.3 for 2)	1.5 hours each	1.5 hours each	Variable
Eye Openers (2 sessions)	0.10 CEU each	1.0 hour each	1.0 hour each	Variable
Pre-Conference Symposium	1.1	11.25 hours	11.25 hours	Intermediate

American Speech-Language-Hearing Association

This program is offered for 3.4 CEUs (Various Levels, Professional Area).



The American Cleft Palate-Craniofacial Association is approved by the Continuing Education Board of the American Speech-Language-Hearing Association (ASHA) to provide continuing education activities in speech-language pathology and audiology. See course information for number of ASHA CEUs, instructional level and content area. ASHA CE Provider approval does not imply endorsement of course content, specific products or clinical procedures.

Instructions for ASHA: When you check in to the meeting, you will be given an ASHA participant form and the date and time of your arrival will be noted. Complete the form and return it to an ACPA staff member at the registration desk after you attend your last session. You are also required to complete **online evaluation forms** (see section below) in order to receive credit.

Disclosures: All speaker disclosures may be found on the website here: <http://meeting.acpa-cpf.org/disclosures.html> or in the ACPA Meetings app.

Continuing Medical Education:

Accreditation Statement: The American Cleft Palate-Craniofacial Association (ACPA) is accredited by the Accreditation Council for Continuing Medical Education (ACCME) to provide continuing medical education for physicians. **Designation Statement:** ACPA designates this educational activity for a maximum of **34.5 AMA PRA Category 1 Credits™**. Physicians should only claim credits commensurate with the extent of their participation in the activity.



Instructions for ACCME: When you register, the date and time of your arrival will be noted. At the end of the meeting or time of your departure, you must return the completed continuing education form to an ACPA staff member at the registration desk. You will also need to complete **online evaluation forms** (see section below) for each component of the meeting for which you are seeking credit (i.e., annual meeting, symposium, study sessions, and eye openers). Once you have completed the online evaluations, a continuing education certificate will be mailed to you. If the continuing education form and evaluation forms are not completed, we will not be permitted to award credits.

Online Evaluation Forms:

Complete the online evaluation form for each component for which you are seeking credit. Links can be found here: <http://www.acpa-cpf.org/am-feedback>. You will need the registration ID number on your meeting badge.

Full Disclosure Policy

The American Cleft Palate-Craniofacial Association, in compliance with the Accreditation Council for Continuing Medical Education (ACCME) Standards for Commercial Support, has adopted the following Full Disclosure Policy: *Presentations made at continuing medical educational activities sponsored or jointly sponsored by the American Cleft Palate-Craniofacial Association must include information regarding all commercial or industrial funding, consulting, or equity holdings by the presentations' author(s) and/or anyone related to the author(s) which could be affected by or could have an effect on the content of the presentation. This information is requested during the abstract submission process and will be disclosed to participants through statements in printed meeting materials and declared by the faculty member at the beginning of his/her presentation.*

Faculty Disclosure Statements: It is the policy of ACPA to ensure its programs are fair, balanced, independent, objective, and scientifically rigorous. In support of this policy, ACPA requires that: 1. Trade names are to be avoided during presentations. 2. Presentations made at continuing medical educational activities sponsored or jointly sponsored by ACPA, in compliance with standards for accreditation by ACCME, must include: a. information regarding off-label use(s); b. all commercial or industrial funding, consulting, or equity holdings by the authors of this presentation and/or anyone related to the authors which could be affected by or could have an effect on the content of the presentation. 3. This information will be disclosed to meeting participants through printed materials and must be declared verbally by the presenter at the beginning of the presentation. See Abstracts, page 52, for indication of disclosures.

Disclaimer

The scientific material presented at this meeting has been made available by the American Cleft Palate-Craniofacial Association for educational purposes only. See the Abstracts book for indication of disclosures. The material is not intended to represent the only, nor necessarily the best, methods or procedures appropriate for the health care situation discussed, but rather is intended to present an approach, view, statement, or opinion of the presenter which may be helpful to others who face similar situations. The American Cleft Palate-Craniofacial Association disclaims any and all liability and injury or other damage resulting to any individual attending a course and for all claims which may arise out of the use of the techniques demonstrated therein by such individuals, whether these claims shall be asserted by members of the health care professions or any other person.

*ANCC: This activity has been submitted to North Carolina Nurses Association for approval to award contact hours. North Carolina Nurses Association is accredited as an approver of continuing nursing education by the American Nurses Credentialing Center's Commission on Accreditation.

PRE-CONFERENCE SYMPOSIUM SCHEDULE OF EVENTS

Monday, April 4 - Tuesday, April 5

MONDAY, APRIL 4

Pre-Conference Symposium*

8:00 AM - 5:45 PM - Salon East (ABC)

Rusty Long, DMD, MS, PhD

Craig Birgfeld, MD

Overview:

The treatment of children with clefts requires a coordinated, multidisciplinary approach beginning at birth or before and continuing into adulthood and beyond. The ultimate goal of this treatment is an optimal result with minimal interventions. But what is "optimal"? How many interventions are acceptable to attain this ideal? How are patients able to access this ideal treatment plan?

The pre-conference symposium will begin by discussing the meaning of quality in cleft care. Various members of cleft and craniofacial teams will describe what quality means to them and how they strive to provide this quality for patients. We will also hear from the patient perspective. Once we understand quality of care, we will discuss access to this care.

Access to health care is a struggle for many patients and access to quality, multidisciplinary cleft care can be even more onerous. We will discuss the roadblocks to care that have arisen as well as the various approaches taken to solve these obstructions by various international teams and health systems.

The pre-conference symposium will conclude by analyzing the value of cleft care. While treating a patient with a cleft may be invaluable to a patient and patient's family, the stark reality remains that limited resources exist for this care. We will discuss the monetary and non-monetary factors that contribute to value as well as the overall burden of this care for the patient, the team and the health system.

Educational Objectives:

At the conclusion of the symposium, the attendee should:

1. Be able to identify the components of quality in cleft care in an effort to help them focus on these components when evaluating their own team's treatment strategies.
2. Begin to strike a balance between interventions that add to quality and those that begin to erode quality.
3. Understand the challenges of access to cleft care and glean solutions to these problems by relating to those steps taken by other teams.
4. Be able to calculate value as it pertains both to cleft care and to health care in general.

WELCOME AND INTRODUCTION: THE MANY FACES OF QUALITY

8:00 AM - 8:15 AM

Craig Birgfeld, MD

QUALITY IN CLEFT CARE: A QUEST FOR EVIDENCE

8:15 AM - 9:00 AM

William Shaw (1)

Abstract No: 315

QUALITY: A PLASTIC SURGERY PERSPECTIVE

9:00 AM - 9:25 AM

Raymond Tse (1)

Abstract No: 316

QUALITY: AN ORAL/MAXILLOFACIAL SURGERY PERSPECTIVE

9:25 AM - 9:50 AM

Sean Edwards (1)

Abstract No: 317

QUALITY: AN ORTHODONTIC PERSPECTIVE

9:50 AM - 10:15 AM

Patricia Glick (1)

Abstract No: 318

COFFEE BREAK

sponsored by KLS Martin

10:15 AM - 10:45 AM

QUALITY: A SPEECH PERSPECTIVE

10:45 AM - 11:10 AM

Kathy Chapman (1)

Abstract No: 319^

QUALITY: A PSYCHO-SOCIAL PERSPECTIVE

11:10 AM - 11:35 AM

Cassandra Aspinall (1)

Abstract No: 320

QUALITY OF LIFE: A PATIENT'S PERSPECTIVE

11:35 AM - 12:00 PM - *Michael Friel (1)*

Abstract No: 321

QUALITY: THE TEAM PERSPECTIVE

12:00 PM - 12:30 PM - *Panel*

LUNCH ON YOUR OWN

12:30 PM - 2:00 PM

INTRODUCTION: THE CHALLENGE OF ACCESS TO CARE

2:00 PM - 2:10 PM

Craig Birgfeld, MD

ACCESS: BARRIERS TO TEAM CARE IN THE US

2:10 PM - 2:50 PM

Cynthia Cassell (1)

Abstract No: 322

ACCESS: BALANCING QUALITY WITH ACCESS IN THE UK

2:50 PM - 3:30 PM

Jonathan Sandy (1)

Abstract No: 323

COFFEE BREAK

sponsored by KLS Martin

3:30 PM - 4:00 PM

PRE-CONFERENCE SYMPOSIUM SCHEDULE OF EVENTS

Monday, April 4 - Tuesday, April 5

ACCESS: COORDINATION OF TEAM CARE TO INSURE ACCESS AND QUALITY

4:00 PM - 4:40 PM

Patricia Chibbaro (1)

Abstract No: 324

ACCESS: USING TECHNOLOGY TO OPTIMIZE ACCESS AND QUALITY

4:40 PM - 5:20 PM

David Fitzsimons (1)

Abstract No: 325

FACTORING ACCESS INTO THE ROADMAP

5:20 PM-5:45 PM

Panel

THE COSTS OF CARE

9:15 AM - 9:55 AM

John Girotto (1)

Abstract No: 327

COFFEE BREAK

sponsored by KLS Martin

9:55 AM - 10:25 AM

NON-MONETARY COSTS OF CARE: THE BURDEN OF CARE

10:25 AM - 11:10 AM

Ronald Reed Hathaway (1)

Abstract No: 328

OUTCOMES THAT MATTER TO PATIENTS

11:10 AM - 12:00 PM

Karen Wong (1)

Abstract No: 329^

THE OUTCOMES ROADMAP - PULLING IT ALL TOGETHER

12:00 PM - 12:30 PM

Panel

TUESDAY, APRIL 5

Pre-Conference Symposium*

8:00 AM - 12:30 PM - Salon East (ABC)

INTRODUCTION: VALUE - WHAT THIS IS ALL ABOUT
(THE VALUE EQUATION)

8:00 AM - 8:15 AM

Rusty Long, DMD, MS, PhD

Ross E. Long, Jr.

THE SIGNIFICANCE OF VALUE IN HEALTHCARE OUTCOMES

8:15 AM - 9:15 AM

John Meara (1)

Abstract No: 326

The American Cleft Palate-Craniofacial Association's
74th ANNUAL MEETING

SAVE THE DATE
MARCH 13-18, 2017
THE BROADMOOR, COLORADO SPRINGS, CO

**At the 74th Annual Meeting and
Pre-Conference Symposium, attendees will:**

- Learn about current best practices & advancements in cleft & craniofacial care.
- Improve patient outcomes through increased knowledge and skills.
- Engage with thought leaders across multiple disciplines.
- Network with professionals from the U.S. and around the world.
- Focus on how to effectively use team care.

The 2017 Scientific Program will feature general sessions, concurrent specialty sessions, poster sessions, panel presentations, study sessions, and more. Abstract submissions will open in summer 2016. Visit <http://meeting.acpa-cpf.org/2017.html> for details.

2016 PRE-CONFERENCE SYMPOSIUM FACULTY BIOGRAPHIES

Cassandra Aspinall, MSW, ACSW, LICSW, is a Senior Social Worker in the Craniofacial Center at Seattle Children's Hospital. She is also a Clinical Assistant Professor at the University of Washington, School of Social Work in Seattle.

Craig Birgfeld, MD, is an associate professor at the University of Washington. He works primarily as a craniofacial surgeon at Seattle Children's Hospital where he also runs the Facial Reanimation team, and is the Craniofacial Fellowship director.

Cynthia H. Cassell, PhD; Division of Global Health Protection, Center for Global Health, Centers for Disease Control and Prevention, Atlanta, GA; University of North Carolina at Chapel Hill Craniofacial Center, Chapel Hill, NC; and Department of Maternal and Child Health, University of North Carolina at Chapel Hill, Chapel Hill, NC. Before coming to CDC in 2010, she was a recipient of a March of Dimes Basil O'Connor Starter Scholar Research Award for her work on health service use, costs, and access to care for children with birth defects. In 2012, she received the American Public Health Association Maternal and Child Health Section's Young Professional Award in recognition of her contributions and leadership in science, program, and policy relating to the health of women, children, and families. Her research has focused on health service use, costs, access to care, and outcomes of children with cleft and craniofacial birth defects.

Kathy Chapman, PhD, is a Professor in the Department of Communication Sciences and Disorders at the University of Utah, Salt Lake City, Utah. Her research focuses on describing the speech and language development of young children with cleft palate and assessment of speech outcomes. She is involved in the Americleft Speech Group and is the PI on a NIH-NIDCR funded study to compare speech outcomes across three centers in the US. Dr. Chapman has numerous data-based articles, book chapters, and national and international presentations related to these areas of study. She is a Fellow of the American-Speech-Language-Hearing Association.

Patricia Chibbaro, RN, MS, CPNP, received her BSN from the University of NY at Albany and her MSN/PNP from the University of Colorado. For the past 28 years, she has been the Pediatric Nurse Practitioner at the Institute of Reconstructive Plastic Surgery, NYU Langone Medical Center. She has been a member of the ACPA since 1992, the year that she received the Donna Pruzansky Memorial Fund Nursing Award. She has co-authored several book chapters on nursing care of the child with a cleft/craniofacial condition. Patricia is the host of The Nurse Practitioner Show on Doctor Radio, broadcast live on Sirius/XM Channel 110. Her greatest achievements are her 2 daughters, Marcella and Gabriella.

Sean P. Edwards, DDS, MD, FRCD(C), FACS received his dental degree from Dalhousie University in Halifax, Nova Scotia. He completed his medical degree and residency training at University of Michigan and his fellowship trainings at the University of Pittsburgh and the University of Michigan, where he has since remained as faculty. Dr. Edwards is the Chief of Pediatric Oral and Maxillofacial Surgery at C.S. Mott Children's Hospital and the residency program director. His research has focused on cleft and craniofacial care and sleep disorders, their genesis and treatment. Dr. Edwards serves on many committees, has served as a section editor for the International Journal of Oral and Maxillofacial Surgery, and reviews for many journals.

David Fitzsimons is a Speech Pathologist from the Cleft Palate Clinic at The Children's Hospital at Westmead in Sydney, Australia. He has over 20 years' experience in the perceptual and objective assessment of 'cleft palate speech'. David is also experienced in relational database development and has designed and constructed a number of hospital-based clinical and quality improvement databases including three systems specifically designed for the management of children with cleft lip and palate. David is currently completing his PhD part-time through the University of Sydney.

Michael T. Friel, MD, FAAP is an assistant professor of Plastic Surgery at the University of Mississippi. He is a bilateral cleft lip and palate patient and his career choice in craniofacial and pediatric plastic surgery was shaped largely by the care he received as a child and adolescent. His clinical interests include craniofacial, hand, and pediatric plastic surgery. He is board certified by the American Board of Surgery, the American Board of Plastic Surgery, and holds a Subspecialty Certificate in Surgery of the Hand. He completed a craniofacial and pediatric plastic surgery fellowship at Riley Hospital for Children.

John Giroto, MD is a fellowship trained Pediatric Plastic surgeon who has been in practice 16 years. He has been the Director of Oral Cleft program for 16 years and written multiple articles and presentation on cleft palate treatments.

Patricia Glick, DMD is a full time craniofacial orthodontist. She is Co-Medical Director of The Barrow Cleft and Craniofacial Center in Phoenix, AZ. She has served on the ACPA Executive Council as well as on The Medical Executive Committee at her home institution, St. Joseph's Hospital and Medical Center. She is actively engaged in outcomes assessments proudly serving on the Americleft Task Force.

Ronald R. Hathaway, DDS, MS, MS, initially trained as a speech pathologist before becoming an orthodontist, which has been the focus of his practice for the past 30 years. He currently serves as Professor of Surgery in the Division of Plastic Surgery at Cincinnati Children's Hospital Medical Center. He is a founding member of Americleft, a cohort group involved in intercenter comparison studies and outcomes of cleft care. He is the Immediate Past President for ACPA and is Chair for the Global Cleft Team Network Task Force, International Confederation for Cleft Lip and Palate and Related Anomalies.

2016 PRE-CONFERENCE SYMPOSIUM FACULTY BIOGRAPHIES

Ross E. Long, Jr. DMD, MS, PhD, is currently Executive Director of the Lancaster Cleft Palate Clinic, Lancaster, PA, and also heads the Orthodontic and Research Divisions at that Clinic, a position he had had since 1977. He also holds faculty positions at the Hershey (PA) Medical Center of the Penn State University, Division of Plastic Surgery, and the Albert Einstein Medical Center, Dental/Orthodontic Division, Philadelphia, PA. He is a Diplomate of the American Board of Orthodontics, a past President of the American Cleft Palate-Craniofacial Association (ACPA) and past President of the 12th International Congress on Cleft Lip/Palate and Related Craniofacial Anomalies. He has been Head of ACPA's Americleft Project on Intercenter Collaborative Outcome Studies since 2006.

John G. Meara, MD, DMD, MBA is the Kletjian Professor of Global Surgery in the Department of Global Health and Social Medicine, Professor of Surgery at Harvard Medical School, Director of the Program in Global Surgery and Social Change at Harvard Medical School, Plastic Surgeon-in-Chief at Boston Children's Hospital, and Chair for the Lancet Commission on Global Surgery. He is also the Vice-Chair of the Health Policy Advisory Group for the American College of Surgeons. Since 2008, he has Co-Directed the Paul Farmer Global Surgery Fellowship program in collaboration with Partners In Health. Dr. Meara's interests are in the areas of craniofacial anomalies and cleft lip and palate, with a particular interest in augmenting the delivery of quality surgical care in low-resource settings.

Jonathan Sandy, PhD, MSc, BDS, is Dean of Faculty, Health Sciences and one of only two dental academics who are currently members of the Academy of Medical Sciences. He has been a keynote speaker at the last three quinquennial World International Orthodontic Conferences. Jonathan Sandy has published over 200 papers in peer-reviewed journals and co-authored three textbooks. He co-led the 1996 CSAG study which led to centralisation of cleft lip and palate services: the impact of this has just been reported. It demonstrated significant improvement in many cleft outcomes. His interests in education have been in the development of post-graduate training in orthodontics.

William Shaw, PhD, MScD, BDS graduated Glasgow 1968 and obtained further clinical and research qualifications prior to appointment as Head of Orthodontics at the University of Manchester in 1983, and subsequently Dean of Dentistry. He established the Cochrane Collaboration Oral Health Group, and a WHO Collaborating Centre for craniofacial anomalies. His clinical practice has been confined to children with cleft lip and palate since 1976 and his research with his wife, Gunvor, and other friends and colleagues includes several long term collaborative multinational projects sponsored by the European Union, and NIH randomised trials of cleft surgery.

Raymond Tse, MD, FRS(C), is an Associate Professor at the University of Washington and is one of four plastic surgeons at the Seattle Children's Hospital. He provides the majority of the surgical cleft care at his institution and has a specific clinical and research focus on care of children with cleft lip and palate. His research has ranged from the care of international adoptees with clefts to novel methods of assessing outcomes using Computer Vision combined with 3D imaging and Crowdsourcing.

Karen Wong is an Assistant Professor in the Department of Surgery at the University of Toronto, Canada. She is a Pediatric Plastic Surgeon-Scientist in the Division of Plastic and Reconstructive Surgery at the Hospital for Sick Children. She is pursuing a PhD in Health Research Methodology at McMaster University with a focus in Health Services Research. Her research interest is in the measurement of patient-reported outcomes and the use of patient-reported outcomes data in quality improvement, and she is the co-developer of the CLEFT-Q.

ACPA 73RD ANNUAL MEETING SCHEDULE OF EVENTS

Saturday, April 2 - Tuesday, April 5

SATURDAY, APRIL 2

ACPA Board, CPF Board, and National Office Team Dinner °
Sponsored by Children's Healthcare of Atlanta.

SUNDAY, APRIL 3

Americleft Speech Project: A One-Day Listener Training Workshop*

9:00 AM - 4:00 PM - Room 211

This all day session provides instruction and hands-on opportunities to practice rating the severity of cleft-and VPD/VPI-related speech parameters (hypernasality, audible nasal emission, hyponasality) and overall speech acceptability, as used in the Americleft Speech Outcome Project. Attendees will also practice identifying oral and non-oral cleft-related misarticulations through consensus listening and will learn about the Americleft speech data collection protocol. The key goal of this workshop is to provide training in the use of the rating tool which can then be universally applied in the clinic and in research settings.

Objectives/Learner Outcomes

1. Attendees will be able to rate severity of predominant cleft-and VPD/VPI-related speech parameters (hypernasality, audible nasal emission, hyponasality) and overall speech acceptability, using the Americleft Speech Outcome Project rating scales and descriptors.
2. Attendees will be able to identify both oral and non-oral cleft-related misarticulations through consensus listening.
3. Attendees will be able to describe the Americleft Speech Outcome Project data collection protocol and the role and responsibilities of the raters.

Registration

4:00 PM-7:00 PM - 2nd Floor Registration Desk

MONDAY, APRIL 4

Registration

7:30 AM - 5:30 PM - 2nd Floor Registration Desk

Speaker Ready Room

7:30 AM - 5:30 PM - Room 207

Pre-Conference Symposium*

See Pre-Conference Symposium on page 15 for more information.

TUESDAY, APRIL 5

Registration

7:30 AM - 7:30 PM - 2nd Floor Registration Desk

Speaker Ready Room

7:30 AM - 7:30 PM - Room 207

Pre-Conference Symposium*

See Pre-Conference Symposium on page 15 for more information.

A Workshop in Increasing Leadership Effectiveness*

Sponsored by Nationwide Children's Hospital

8:30 AM - 12:00 PM - Salon E

Join Martin Lowery, leadership consultant and international speaker for this powerful workshop on optimizing your leadership abilities within your practice group, your patients and their families. The workshop comprises two-one hour educational sessions and a panel discussion.

The first session, Leading with Emotional Intelligence, will focus on how EQ can help you perform under pressure, build fruitful relationships and create a vision for the future. You will explore the aspects of EQ and the value of your the ability to sense, understand and effectively apply the power and acumen of emotions as a source of energy, information, creativity, trust and connection with colleagues and patients alike.

The second session, Whole Emergenetics® Communication, will explore the power of our personal preferences and how, if not managed, they can bias our communications and negatively impact our work and relationships. The Emergenetics thinking and behavioral factors can be used as a framework to maximize human performance. You will learn the Emergenetics model and understand its practical application in both enhancing your communication abilities and assessing your practice relative to the needs of your patients and their families.

The sessions will include lecture content as well as individual exercises and some small group discussion and will conclude with a panel discussion on the topics presented. Panelists represent leaders from Atlanta's association landscape, academia, and the profession, ACPA and of course, cleft teams.

Take the first step to elevate your leadership skills and join us for this stimulating session.

Learning Objectives

- 1) Gain an understanding of the importance of Emotional Intelligence as a vital part of your performance as a leader; along with ways you can enhance your EQ at work and at home.
- 2) Understand and be able to apply the Emergenetics framework to increase effectiveness in both team communications and patient interaction.
- 3) Build your leadership effectiveness, learn practical skills to share with colleagues and enhance team performance, whether it is in your community, professional association, institution or Cleft Palate team.

Facilitator: Jamie Perry, PhD, CCC-SLP

Panelists:

- Tino Mantella, President and Chief Executive Officer, Technology Association of Georgia
- Mark P. Mooney, PhD, professor and chair, Oral Biology, Plastic Surgery, Orthodontics, and Anthropology, University of Pittsburgh
- Jennifer E. Woerner, DMD, MD, assistant professor and fellowship director-Department of Oral and Maxillofacial Surgery

ACPA 73RD ANNUAL MEETING SCHEDULE OF EVENTS

Tuesday, April 5 - Wednesday, April 6

Committees and Task Force Meetings [◇]
12:00 PM - 6:30 PM

COMMITTEE CHAIR LUNCHEON
12:00 PM - 1:30 PM - Room 204-205

AMERICLEFT SURGERY MEETING
1:00 PM - 4:00 PM - Room 213

AMERICLEFT SPEECH MEETING
1:00 PM - 4:00 PM - Room 214

CPF RESEARCH GRANTS COMMITTEE MEETING
1:30 PM - 3:30 PM - Room 212

PARAMETERS COMMITTEE MEETING
1:30 PM - 3:30 PM - Room 210

75TH ANNIVERSARY TASK FORCE
1:30 PM - 2:30 PM - Room 201

CPF DPMF COMMITTEE MEETING
2:30 PM - 3:00 PM - Room 212

MEMBERSHIP COMMITTEE MEETING
2:30 PM - 4:00 PM - Room 201

AMERICLEFT ORTHODONTICS MEETING
3:00 PM - 4:00 PM - Room 209-210

POLICIES AND PROCEDURES COMMITTEE MEETING
3:00 PM - 4:00 PM - Room 212

CPF SCHOLARSHIPS COMMITTEE MEETING
3:30 PM - 5:00 PM - Room 202

AMERICLEFT MEETING
4:00 PM - 5:00 PM - Room 209-210

ORGANIZATIONAL ALLIANCES COMMITTEE MEETING
4:00 PM - 5:00 PM - Room 201

CPF PUBLICATIONS COMMITTEE MEETING
4:30 PM - 6:30 PM - Room 212

EDUCATION COMMITTEE MEETING
5:00 PM - 6:30 PM - Room 202

Visiting Scholar Presentation
4:30 PM - 5:00 PM - Room 204-205
ACPA's 2016 Visiting Scholar, Jorge Oviedo, DDS., will talk about his experiences and lessons learned.

New Member Orientation
5:30 PM - 6:30 PM - Room 204-205
Network with other new members and learn more about benefits of ACPA membership.

ACPA/CPF Presidents' Welcoming Reception*
6:30 PM - 8:30 PM - Grand Ballroom West
Tickets may be purchased at the registration desk.
sponsored by KLS Martin

WEDNESDAY, APRIL 6

Morning Coffee
6:30 AM - 7:00 AM - 2nd Floor Pre-function Foyer

Registration
6:30 AM - 6:30 PM - 2nd Floor Registration Desk

Speaker Ready Room
6:30 AM - 6:30 PM - Room 207

Eye Openers Group 1*
7:00 AM - 8:00 AM

EYE OPENER 1 - COMMISSION ON APPROVAL OF TEAMS: TEAM APPROVAL PROCESS
7:00 AM - 8:00 AM - Room 209
David Kuehn (1), Jamie Idelberg (2), David Kuehn (1)
Educational Objective: Each learner will be able to identify and use key requirements for team approval
Abstract No: 1

EYE OPENER 2 - THE AMERICLEFT PROJECT: PROGRESS AND GUIDELINES FOR PARTICIPATION IN COLLABORATIVE INTERCENTER OUTCOMES STUDIES
7:00 AM - 8:00 AM - Room 214
Ross Long, Jr (1), Kathy Chapman (2), Kathleen Kapp-Simon (3), Thomas Sitzman (4), Ross Long, Jr (1)
Educational Objective: 1. Each learner will describe progress made by one of the Americleft Project groups (either the Orthodontic, Speech, Psychology/ Social Work, or Surgical Group). 2. Each learner will discuss the requirements necessary for Cleft-Craniofacial Centers to collaborate and participate in the Americleft Project.
Abstract No: 2[^]

EYE OPENER 3 - TIPS FOR WRITING A SUCCESSFUL GRANT PROPOSAL
7:00 AM - 8:00 AM - Room 205
Jamie Perry (1), Jamie Perry (1)
Educational Objective: Attendees will be able to describe the key components to a funded grant proposal. Attendees will be able to identify the common errors associated with grants. Attendees will learn the process of grant submission and review.
Abstract No: 3

EYE OPENER 4 - DEVELOPING YOUR LEADERSHIP STYLE
7:00 AM - 8:00 AM - Room 210
Facilitator: Michael Nelson, MD
Panelists: Mark Mooney (1), Jennifer Woerner (2), Tino Mantella (3), Mark Mooney (1)
Educational Objective: Attendees will build leadership effectiveness, learn skills to share with colleagues, and enhance team performance, in their community, professional association, institution or Cleft Palate team.
Abstract No: 4

ACPA 73RD ANNUAL MEETING SCHEDULE OF EVENTS

Wednesday, April 6

EYE OPENER 5 - INNOVATION IN CLEFT PALATE RECONSTRUCTIVE SURGERY: HOW TO USE BUCCAL MYOMUCOSAL FLAPS

7:00 AM - 8:00 AM - Room 204

Robert Mann (1), John Girotto (2), Robert Mann (3)

Educational Objective: 1. Each learner will describe the buccal myomucosal flap surgery to repair a cleft palate. 2. Each learner will discuss how the buccal myomucosal flap surgery to repair a cleft palate may improve post operative outcomes.

Abstract No: 5

EYE OPENER 6 - CONTEMPORARY MANAGEMENT OF THE ALVEOLAR CLEFT IN PATIENTS WITH CLEFT LIP AND PALATE

7:00 AM - 8:00 AM - Room 201

Michael Lypka (1), Michael Lypka (1)

Educational Objective: Each learner will understand the optimal timing of alveolar cleft repair, including the obligatory presurgical orthodontic setup. Learners will list the goals of alveolar cleft repair, and understand basic and advanced methods of closing and grafting alveolar clefts. Description: To provide attendees with a comprehensive approach to alveolar cleft repair. Orthodontic considerations and timing of alveolar cleft repair will be highlighted. The basic surgical technique of closing and grafting an alveolar cleft will be the primary focus, but more complex cases will also be presented, including advanced methods for closure, such as segmental osteotomies, distraction osteogenesis, and orthognathic surgery. The options for choice of graft material will be briefly discussed.

Abstract No: 6

EYE OPENER 7 - COMPETENCY IN ASSESSMENT AND TREATMENT OF CLEFT/VPI AND CRANIOFACIAL SPEECH-LANGUAGE DISORDERS: A CLINICAL EDUCATION MODEL

7:00 AM - 8:00 AM - Room 202

Katelyn Kotlarek (1), Anna Thurmes (2), Kelly Cordero (3), Carrie Donohue (2), Anna Thurmes (2)

Educational Objective: Each learner will describe components of a training model that can be used with students and SLPs to develop competency levels in cleft-craniofacial related speech disorders. Each learner will identify strategies to overcome challenges associated with training students and SLPs in cleft-craniofacial related speech disorders. Each learner will identify collaborative strategies to promote the advancement of training and competency in cleft-craniofacial related speech disorders. Description: A training model for students and SLPs to develop competency in cleft-craniofacial speech disorders will be presented through a panel presentation and interactive audience discussion. Principles guiding the model will be presented, including collaboration between cleft teams and structured learning opportunities. Outcomes of a longstanding training mechanisms will be shared; including undergraduate and graduate programs, a clinical fellowship, and community based skill-based courses.

Abstract No: 7^A

Online Community Training Session

7:00 AM - 8:00 AM - Room 213

ACPA will be launching an online community for ACPA members in July 2016. This free session will provide attendees with a sneak peek and training on how to use this new resource. The online community will provide ACPA members a place to ask questions, connect, network, share resources and more.

Poster Session A

7:00 AM - 12:30 PM - Room 203

Educational Objective: The learner will discuss the subject and findings of the cleft and craniofacial research presented on the posters in this session.

ANTERIOR CRANIAL VAULT DISTRACTION ADVANCEMENT

Shannon Wong (1), Jason Miller (2), Shannon Wong (1)

Abstract No: 204

RECURRENT DUPLICATION OF 14Q22.3 INCLUSIVE OF OTX2 GENE IN FAMILIAL CRANIOFACIAL MICROSOMIA

Anne Hing (1), Carrie Heike (2), Michael Cunningham (1), Daniela Luquetti (3), Anne Hing (1)

Abstract No: 205

THE EFFECTS OF ARTICULATION ERRORS ON PERCEIVED RESONANCE IN SPEAKERS WITH REPAIRED CLEFT LIP AND/OR PALATE

Kristin Dattilo (1), Shawn Goodman (1), Jerry Moon (1), Michael Karnell (2), Kristin Dattilo (1)

Abstract No: 206

"CLEFTIVITIES". HOW SAYING YES CAN BUILD A COMMUNITY.....

Jamie Idelberg (1), Jamie Bell (1), Marley Hamrick (2), Jamie Idelberg (1)

Abstract No: 207

EARLY SPEECH-LANGUAGE PROFILES OF CHILDREN WITH PIERRE ROBIN SEQUENCE

Adriane Baylis (1), Katie Garcia (1), Gregory Pearson (1), Richard Kirschner (1), Katie Garcia (1)

Abstract No: 208^A

ULTRASOUND SENSITIVITY ANALYSIS FOR PRENATAL DIAGNOSIS OF CLEFT LIP AND/OR CLEFT PALATE

Jesse Meaie (1), Brent Pickrell (2), Manisha Gandhi (1), David Khechayan (3), Laura Monson (3), Edward Lee (3), Edward Buchanan (3), Jesse Meaie (1)

Abstract No: 209

PARENT AND CHILD PERCEPTIONS OF DISORDERED SPEECH ASSOCIATED WITH CLEFT LIP AND/OR PALATE

Kristina Warndahl (1), Jerry Moon (2), Michael Karnell (3), Scott A. Dailey (4), Kristina Warndahl (1)

Abstract No: 210

SURGICAL OUTCOMES OF VELOPHARYNGEAL INSUFFICIENCY MANAGEMENT: A COMPARATIVE STUDY BETWEEN INDIVIDUALS SUBMITTED OR NOT TO PRIOR MAXILLARY ADVANCEMENT.

Maria Medeiros (1), Ana Fukushima (1), Flávia Ferlin (1), Trindade Inge (2), Renata Yamashita (3), Maria Medeiros (1)

Abstract No: 211

DEVELOPING A PATIENT-REPORTED OUTCOME MEASURE FOR PEDIATRIC PATIENTS WITH CONDITIONS ASSOCIATED WITH A FACIAL DIFFERENCE: FACE-Q KIDS

Anne Klassen (1), Natasha Wickert (1), Timothy Goodacre (2), Christopher Forrest (3), Andrea Pusic (4), Mark Mansour (1), Karen Wong Riff (3), Karen Wong Riff (5)

Abstract No: 213^A

LIMITED INCISION WITH THOROUGH ELEVATION PALATOPLASTY

Lan Sook Chang (1), Baek-kyu Kim (2), Rong-Min Baek (2), Lan Sook Chang (1)

Abstract No: 214

ACPA 73RD ANNUAL MEETING SCHEDULE OF EVENTS

Wednesday, April 6

DETERMINING DETECTION THRESHOLD FOR COMMON SECONDARY UNILATERAL CLEFT LIP DEFORMITIES

Christopher Tsang (1), Tiare Pimentel (2), Andrew Scott (1), Christopher Tsang (1)

Abstract No: 215

SEQUENCING THE LATE-PRESENTING CLEFT PATIENT

Catharine Garland (1), Wesley Sivak (2), Michael Bykowski (2), Liliana Camison (2), Jesse Goldstein (1), Joseph Losee (1), Catharine Garland (1)

Abstract No: 216

A PILOT INVESTIGATION INTO THE ROLES OF MENTAL HEALTH PROFESSIONALS ON CLEFT/CRANIOFACIAL TEAMS: COMPARING CURRENT PRACTICE TO THE ACPA PARAMETERS

Adam Blancher (1), David Yates (2), David Yates (2)

Abstract No: 217

THE USE OF DAMAGE ASSOCIATED MOLECULAR PATTERNING PROTEINS (DAMPS) TO IMPROVE DBM REMODELING

Greg Cooper (1), Gwen Taylor (1), Dan Wang (1), Michael Bykowski (1), Joseph Losee (2), Greg Cooper (1)

Abstract No: 218

SPEECH-LANGUAGE PATHOLOGISTS' ASSESSMENT PRACTICES WITH CHILDREN WHO HAVE CLEFT LIP AND/OR PALATE WITHIN AN ICF-CY (WHO, 2007) FRAMEWORK

Brenda Louw (1), Jamesa Ewing (2), Rabia Foreman (3), Annika Zickovich (1), Brenda Louw (1)

Abstract No: 219^A

INPATIENT COST ANALYSIS OF USING RECOMBINANT HUMAN BONE MORPHOGENIC PROTEIN IN ALVEOLAR BONE GRAFTING

E. Weissler (1), Benjamin Massenburg (1), Hillary Jenny (1), Rami Sherif (1), Peter Taub (1), E. Weissler (1)

Abstract No: 220

CLASSIC OPEN CRANIOFACIAL SURGERY WITHOUT TRANSFUSION: A NOVEL MULTI MODAL APPROACH

Robert Wood (1), Patrick Graupman (1), Peter Kim (1), Katie Liljeberg (1), Martha McGrory (1), Martha McGrory (1)

Abstract No: 221

DETERMINANTS OF EXPRESSIVE VOCABULARY IN TODDLERS WITH AND WITHOUT REPAIRED CLEFT PALATE AT 18 MONTHS OF AGE: PRELIMINARY FINDINGS

Adriane Baylis (1), Amelia Drake (2), Linda Vallino (3), Marziye Eshghi (4), Daniela Vivaldi (5), Jacqueline Dorry (4), Katie Garcia (1), John Preisser (4), David Zajac (4), Adriane Baylis (1)

Abstract No: 222^A

CREATION OF A CRANIOSYNOSTOSIS DATABASE

Rohini Sigireddi (1), David Khechoyan (2), Rohini Sigireddi (1)

Abstract No: 223

OTITIS MEDIA WITH EFFUSION IN RELATION TO SOCIOECONOMIC STATUS IN A POPULATION WITH CLEFT PALATE

Louisa Ferguson (1), David Wynne (2), Louisa Ferguson (1)

Abstract No: 224

CHILD AND PARENT RATINGS OF QUALITY OF LIFE IN PEDIATRIC CRANIOFACIAL CONDITIONS: INTER-RATER CORRELATION AND AGE

Lillian Hamill (1), Celia Heppner (2), Crista Donewar (3), Celia Heppner (2)

Abstract No: 225

Past Presidents' Breakfast ^o

7:30 AM - 8:20 AM - Room 211

Exhibits Open

7:30 AM - 4:30 PM - 2nd Floor Pre-function Foyer

Opening Ceremony & Keynote Address

8:30 AM - 9:30 AM - Grand Ballroom

Keynote Speaker:

Martin Persson, Ph.D., MPH, M.Sc.

Senior Research Fellow

Chair: Richard E. Kirschner, MD

Co-Chair: Amelia F. Drake, MD

Centre for Appearance Research, University of the West of England

HOW TO INCORPORATE PSYCHOSOCIAL CARE PROVISION: THE WAY FORWARD!

The role of psychological and social factors in adjustment to cleft is now widely acknowledged, however, the provision of psychosocial care varies markedly from country to country and even from centre to centre in some cases. The incorporation of psychosocial care requires a combination of expertise, leadership and teamwork, however it is essential to discover a functional approach. This approach can be found in 3 on-going European projects that focus upon developing psychosocial training material for healthcare professions.

This lecture will enhance the health care professionals' competence by discovering some of the challenges and opportunities that revolve around this topic, by focusing on the following aspects.

- Social and cultural factors and how they can influence the psychosocial outcomes. The audience will be aware for example of how social media together with current western obsession on beauty ideals can have a negative impact of self-esteem and health behaviors.
- Social determinants of health and how they may have a significant influence on the provision of care and outcomes, especially in relation to psychosocial care. The audience will be informed about these different variables and the potential impact.
- Improving communication in clinical settings and implementing & embedding organizational change.

Martin Persson is a psychologist and a senior research fellow at the Centre for Appearance Research, University of the West of England.

One of his main research interests is in cleft lip and palate, but he also specializes in working with individuals with visible differences or negative body image in relation to psychosocial and public health aspects. Martin has worked in over 30 national and international projects with a particularly focus upon psychosocial, health and educational issues. He has a Ph.D. in Medicine, Master's Degrees in Public Health and Psychology and over the last 12 years has facilitated a variety of workshops and symposia for professionals, students and users within his specialist areas in Asia, Australia, Europe, North and South America.



Morning Break

9:30 AM - 10:00 AM - 2nd Floor Pre-function Foyer

Don't forget to visit the Posters in Room 203 and the Exhibitors in the Pre-Function Foyer.

ACPA 73RD ANNUAL MEETING SCHEDULE OF EVENTS

Wednesday, April 6

General Session I

10:00 AM - 12:00 PM - Grand Ballroom

Chair: *Robert Havlik, MD*

Co-Chair: *Ronald Reed Hathaway, DDS, MS, MS*

Educational Objective: Learners will be able to discuss leading edge research related to the etiology of cleft and craniofacial conditions and/or practice patterns and outcomes of treatment of individuals with these conditions.

OPTICAL COHERENCE TOMOGRAPHY CAN NONINVASIVELY DETECT ELEVATED INTRACRANIAL PRESSURE IN CHILDREN

10:00 AM - 10:10 AM

Wen Xu (1), Jordan Swanson (1), Tomas Aleman (2), Gui-Shuang Ying (2), Shih-Shan Lang (1), Patrick Gerety (3), Greg Heuer (1), Scott Bartlett (1), William Katowitz (1), Jesse Taylor (3), Wen Xu (1)

Abstract No: 9

PERIORBITAL CHANGES IN APERT PATIENTS FOLLOWING DIFFERENTIAL SEGMENTAL ADVANCEMENT

10:10 AM - 10:20 AM

Richard Hopper (1), Hitesh Kapadia (1), Rachel Skladman (2), Richard Hopper (1)

Abstract No: 10

SKELETAL RECONSTRUCTION OF CRANIOFACIAL DEFORMITIES WITH ALLOPLASTIC TOTAL JOINT COMPONENTS AND ORTHOGNATHIC SURGERY

10:20 AM - 10:30 AM

Sharon Aronovich (1), Sharon Aronovich (1)

Abstract No: 11

DISCUSSION

10:30 AM - 10:40 AM

PRIMARY ALVEOLAR CLEFT CORRECTION WITH CALCIUM BONE SUBSTITUTES & FDBA

10:40 AM - 10:50 AM

Spiros Lazarou (1), Spiros Lazarou (1)

Abstract No: 12

USING VIRTUAL AUGMENTED REALITY TO REMOTELY PROCTOR INTERNATIONAL CLEFT SURGERY: BUILDING LONG-TERM CAPACITY AND SUSTAINABILITY

10:50 AM - 11:00 AM

Raj Vyas (1), David Bendit (2), Usama Hamdan (3), Raj Vyas (1)

Abstract No: 13

LONGITUDINAL CHANGES IN PARENT PERCEPTION OF QUALITY OF LIFE IN CHILDREN AND ADOLESCENTS WITH OROFACIAL CLEFTS

11:00 AM - 11:10 AM

Celia Heppner (1), Crista Donewar (2), Lillian Hamill (3), Candice Komachi (3), Celia Heppner (1)

Abstract No: 14

DISCUSSION

11:10 AM - 11:20 AM

CHALLENGES IN CLEFT OUTCOMES RESEARCH: LESSONS LEARNED AFTER 35 YEARS OF FOLLOW-UP

11:20 AM - 11:30 AM

Joyce McIntyre (1), Anna Schoenbrunner (2), Cecilia Dalle Ore (3), Marilyn Jones (4), Amanda Gosman (5), Amanda Gosman (5)

Abstract No: 15^

AUTOMATED CLEFT SPEECH EVALUATION USING SPEECH RECOGNITION

11:30 AM - 11:40 AM

James Seaward (1), Julie Cook (2), Cortney Van't Slot (3), Megan Vucovich (1), Alex Kane (1), Rami Hallac (4), James Seaward (1)

Abstract No: 16

DECELLULARIZED CRANIOFACIAL PERIOSTEUM AS SCAFFOLDING FOR ENGINEERING BONE

11:40 AM - 11:50 AM

Kristen Pan (1), Montserrat Caballero (2), Shan Zhengyuan (3), John van Aalst (3), Kristen Pan (1)

Abstract No: 17

DISCUSSION

11:50 AM - 12:00 PM

Lunch Break (on your own)

12:00 PM - 1:30 PM

Don't forget to visit the Posters in Room 203 and the Exhibitors in the Pre-Function Foyer.

Ethics Roundtable (w/ optional lunch)*

12:00 PM - 1:30 PM - Salon D

Tickets may be purchased at the registration desk.

2017 Program Committee Meeting and Lunch °

12:00 PM - 1:30 PM - Room 212

Commission on Approval of Teams (CAT) Meeting and Lunch °

12:00 PM - 1:30 PM - Room 213

Discussion on Strategic Support for Cleft and Craniofacial Care in the Middle East and North Africa

12:00 PM - 1:30 PM - Room 204-205

All ACPA members with an interest in the Middle East and North Africa (MENA) are invited to participate in an open discussion about the current status of cleft and craniofacial care in this region. We also discuss how we can strategically influence the current situation. One of the items on the agenda will be how to support the newly created MENA Cleft and Craniofacial Care Association (CCCA).

Poster Session B

1:00 PM - 6:30 PM - Room 203

Educational Objective: The learner will discuss the subject and findings of the cleft and craniofacial research presented on the posters in this session.

DISABILITY NARRATIVES AND THE EXPERIENCE OF STIGMA IN UGANDA: CULTURAL BELIEFS, ATTITUDES, KNOWLEDGE AND PRACTICES RELATED TO CLEFT LIP AND PALATE (CLP)

Heather Beveridge (1), Tim Stainton (2), Heather Beveridge (1)

Abstract No: 212

DEMOGRAPHICS OF THE 'TYPICAL' CLEFT TEAM PATIENT: IS THE EXCEPTION THE NEW NORM?

Adriane Baylis (1), Angela Dixon (2), Alyssa Kuric (1), Alexandra Bode (2), Natalee Lyon (3), Elena Chong (4), Kathy Chapman (4), Adriane Baylis (1)

Abstract No: 226^

ACPA 73RD ANNUAL MEETING SCHEDULE OF EVENTS

Wednesday, April 6

EVALUATION OF MANDIBULAR ASYMMETRY IN PATIENTS WITH REPAIRED UNILATERAL CLEFT LIP AND PALATE

Satinder Singh (1), Vivek Yesankar (2), Ashok Utreja (3), Ashok Jena (3), Satinder Singh (1)
Abstract No: 227

MOLAR-INCISOR-HYPOMINERALIZATION IN CONTROLS VS CLP WITH PRIMARY OR SECONDARY ALVEOLAR GRAFTS.

Katherine Kula (1), Ahmed Ghoneima (1), Sunil Tholpady (2), George Eckert (3), Carrie Klene (1), Eman Allam (1), Katherine Kula (1)
Abstract No: 228

THERAPY STRATEGIES FOR SPEECH DISORDERS ASSOCIATED WITH CLEFT PALATE

Jamie Perry (1), Kerry Mandulak (2), Kristen DeLuca (3), Angela Dixon (4), Sara Kinter (5), Amy Morgan (6), Anne Bedwinek (7)
Abstract No: 229

OCCURRENCE OF OBSTRUCTIVE SLEEP APNEA IN YOUNG ADULTS WITH CLEFT LIP AND PALATE AND MAXILLOMANDIBULAR DISCREPANCY

Leticia Campos (1), Ivy Trindade-Suedam (2), Alicia Salgueiro (3), Eliete Bighetti (3), Trindade Inge (4), Leticia Campos (1)
Abstract No: 230

PARENT PERCEPTION OF HEARING STATUS: A COMPARISON OF INFANTS WITH AND WITHOUT CRANIOFACIAL MICROSOMIA

Babette Saltzman (1), Carrie Heike (2), Matthew Speltz (3), Daniela Luquetti (4), Brian Leroux (5), Amelia Drake (6), Alexis Johns (7), Kathleen Kapp-Simon (8), Carrie Heike (2)
Abstract No: 231

COMPUTER-ASSISTED ADAPTED LEFORT I PLATES: HOW CLOSE DO WE GET?

Lee Alkureishi (1), David Morris (2), Linping Zhao (3), Pravin Patel (2), Lee Alkureishi (1)
Abstract No: 232

COMBINED MUSCLE Z-PLASTY WITH MODIFIED MILLARD TECHNIQUE FOR UNILATERAL CLEFT LIP REPAIR

Mamdouh Aboulhassan (1), Dawlat Emara (2), Mamdouh Aboulhassan (1)
Abstract No: 233

ALLOGRAFT BONE AND ACELLULAR DERMAL MATRIX AS ADJUNCT MATERIALS IN CLEFT LE FORT I OSTEOTOMIES

Srinivas Susarla (1), Edward Swanson (2), Zoe MacIsaac (3), Edward Davidson (4), Anand Kumar (5), Srinivas Susarla (2)
Abstract No: 234

DESIGNING FEEDING BOTTLE WITH NEW PRINCIPLES FOR PATIENTS WITH CLEFT

Shyam Sheth (1), Arvind M (1), Shyam Sheth (1)
Abstract No: 235

AN INFECTION REDUCTION PROTOCOL IN NEONATAL MANDIBULAR DISTRACTION OSTEOGENESIS

Wen Xu (1), Jing Li (1), Patrick Gerety (2), Scott Bartlett (1), Jesse Taylor (2), Wen Xu (1)
Abstract No: 236

VARIOUS MODALITIES IN ACHIEVING NASAL SYMMETRY FOR UNILATERAL CLEFT LIP

Dr. Mustafa Khader (1), Dr. Mustafa Khader (2)
Abstract No: 237

EFFECT OF SURGEON VOLUME AND SUB-SPECIALTY TRAINING ON CLEFT LIP AND PALATE COMPLICATION RATES

Anna Schoenbrunner (1), Cecilia Dalle Ore (2), Samuel Lance (1), Joyce McIntyre (3), Amanda Gosman (4), Marilyn Jones (4), Anna Schoenbrunner (1)
Abstract No: 238^

LONGITUDINAL PHOTOGRAMMETRIC ANALYSIS OF THE COLUMELLAR-LABIAL ANGLE IN PATIENTS AFTER PRIMARY REPAIR OF THE BILATERAL CLEFT LIP AND NASAL DEFORMITY

S. Alex Rottgers (1), So Young Lim (2), Amber Hall (3), David Zurakowski (3), John Mulliken (4), S. Alex Rottgers (1)
Abstract No: 239

OPTIMIZING SAFETY OF ILIAC BONE HARVEST USING AN ACUMED DRILL: A SIMULATED RADIOGRAPHIC STUDY OF 100 PATIENTS

John Stranix (1), Daniel Cuzzzone (1), Justin Ream (2), Roberto Flores (1), John Stranix (1)
Abstract No: 240

MANDIBULAR MORPHOLOGY AFTER DISTRACTION OSTEOGENESIS IN SYNDROMIC PIERRE ROBIN PATIENTS

Wendy Chen (1), Renata Maricevich (2), Wendy Chen (1)
Abstract No: 241

NATIONAL TRENDS IN CLEFT PALATE REVISION

Hillary Jenny (1), E. Weissler (1), Benjamin Massenburg (1), Peter Taub (1), Hillary Jenny (1)
Abstract No: 242

LAY ASSESSMENT OF FACIAL DEFORMITY AFTER CLEFT LIP REPAIR

Elizabeth Rosenberg (1), Kamlesh Patel (1), Gary Skolnick (2), Dennis Nguyen (3), Sybill Naidoo (4), Albert Woo (2), Elizabeth Rosenberg (1)
Abstract No: 243^

CLINICALLY SIMILAR OUTCOMES BUT SUPERIOR PATIENT REPORTED OUTCOMES FOR INTERNAL VERSUS EXTERNAL DEVICE MIDFACE DISTRACTION

David Hindin (1), James Bradley (2), Henry Kawamoto (3), Justine Lee (3), David Hindin (4)
Abstract No: 244

CRANIOMETRIC EVALUATION OF NASAL MORPHOLOGY IN PATIENTS WITH UNICORONAL CRANIOSYNOSTOSIS

Jason Yu (1), Ming Zhu (1), Jason Wink (2), Cassandra Ligh (2), Jordan Swanson (3), Scott Bartlett (4), Jesse Taylor (5), Jason Yu (1)
Abstract No: 245

NOVEL NASAL STENT FIXATION TECHNIQUE WITHOUT SUTURES REDUCES RISK OF SUTURED NASAL STENT COMPLICATIONS, WITH SIMILAR NASAL SYMMETRY OUTCOMES

Jeremy Goss (1), Adnan Hussaini (1), Deborah Watters (2), Alexander Lin (1), Jeremy Goss (1)
Abstract No: 246

ACPA 73RD ANNUAL MEETING SCHEDULE OF EVENTS

Wednesday, April 6

General Session II

1:30 PM - 2:30 PM - Grand Ballroom

USING POPULATION-BASED REGISTRY, CLINICAL AND SURVEY DATA TO EXPLORE ACADEMIC OUTCOMES AND COMPREHENSIVENESS OF CLEFT CARE

Chairs: *Steven Goudy, MD, Richard Kirschner, MD*

Co-Chair: *Cynthia Cassell (1), Stephanie Watkins (2), Alexander Allori (3), Cynthia Cassell (1)*

Educational Objective: Learners will be able to discuss the process of using data to explore academic outcomes and comprehensive appraisal of cleft care.

Abstract No: 18

Afternoon Break

2:30 PM - 3:00 PM - 2nd Floor Pre-function Foyer

sponsored by Children's Healthcare of Atlanta.

Don't forget to visit the Posters in Room 203 and the Exhibitors in the Pre-Function Foyer.

Discipline Forums

3:00 PM - 4:30 PM

These informal forums serve as a great networking opportunity to meet colleagues in your discipline from around the world.

GENETICS/PEDIATRICS

3:00 PM - 4:30 PM - Room 209

MENTAL HEALTH

3:00 PM - 4:30 PM - Room 213

NURSE/COORDINATORS

3:00 PM - 4:30 PM - Room 212

SPEECH-LANGUAGE PATHOLOGY & AUDIOLOGY

3:00 PM - 4:30 PM - Room 201

ORAL-MAXILLOFACIAL SURGERY

3:00 PM - 4:30 PM - Room 211

ORTHODONTICS/PROSTHODONTICS

3:00 PM - 4:30 PM - Room 204-205

OTOLARYNGOLOGY

3:00 PM - 4:30 PM - Room 210

PEDIATRIC DENTISTRY

3:00 PM - 4:30 PM - 202

PLASTIC SURGERY

3:00 PM - 4:30 PM - Salon E

CPCJ Editorial Board Meeting [◇]

3:00 PM - 6:30 PM - Room 214

Ideas and Innovations

4:30 PM - 6:00 PM - Grand Ballroom

Chair: *Ghali Ghali, DDS, MD*

Co-Chair: *Carrie Heike, MD, MS*

Educational Objective: Learners will be able to identify innovations or new techniques that may be applied to their treatment or research of patients with cleft and craniofacial conditions.

INGENIOUS TECHNIQUES OF CLOSING WIDE ALVEOLAR CLEFT AND PALATE IN ONE STAGE REPAIR OF UNILATERAL CLEFT LIP AND PALATE

4:30 PM - 4:34 PM

Katsuyuki Torikai (1), Takashi Hirakawa (2), Takeshi Kijima (3), Mayuko Murashima (4), Hiroki Naganishi (5), Susumu Omura (6), Kazunori Yasumura (5), Katsuyuki Torikai (1)

Abstract No: 19

NOVEL RIGID EXTERNAL DISTRACTION DEVICE IMPROVES STABILITY AND CONTROLS THE VECTOR DURING MIDFACIAL ADVANCEMENT

4:35 PM - 4:39 PM

Cory Resnick (1), S. Alex Rottgers (2), Christopher Langenfeld (3), John Mulliken (1), Bonnie Padwa (1), Cory Resnick (1)

Abstract No: 20[^]

EVALUATING TRENDS IN HEADACHE AND REVISION SURGERY FOLLOWING CRANIAL VAULT REMODELING FOR CRANIOSYNOSTOSIS

4:40 PM - 4:44 PM

Elena Pellicer (1), Babette Saltzman (2), Emily Gallagher (3), Elena Pellicer (1)

Abstract No: 21

OBSTRUCTIVE SLEEP APNEA AFTER SPHINCTER PHARYNGOPLASTY CUSTOMIZED BASED ON PREOPERATIVE NASENDOSCOPY AND VIDEOFLUOROSCOPY

4:45 PM - 4:49 PM

Arshad Muzaffar (1), Gale Rice (2), C. Baker (1), Arshad Muzaffar (1)

Abstract No: 22 THE USE OF FIBRIN GLUE IN CLEFT PALATE REPAIR

4:50 PM - 4:54 PM - *Derek Steinbacher (1), Rob Travieso (2),*

Robin Wu (2), Robin Wu (2)

Abstract No: 23[^]

LE FORT III DISTRACTION OSTEOGENESIS: EARLY EXPERIENCE WITH AN INTERNAL BI-LEVEL MIDFACE DISTRACTION SYSTEM

4:55 PM - 4:59 PM

Colin Brady (1), Jordan Steinberg (2), Joseph Williams (2), Colin Brady (1)

Abstract No: 24

COMPARISON OF CONSOLIDATION TECHNIQUES DURING EXTERNAL TRANSFACIAL MANDIBULAR DISTRACTION IN NEONATES WITH PIERRE ROBIN SEQUENCE

5:00 PM - 5:04 PM

Ashley Altman (1), Christopher Runyan (2), Haithem Elhadi Babiker (3), Christopher Gordon (3), Brian Pan (3), Ashley Altman (1)

Abstract No: 25

COMPARISON OF NEONATAL CLEFT LIP REPAIR TO STANDARD TIME REPAIR DONE BY SAME SURGEON

5:05 PM - 5:09 PM

Spiros Lazarou (1), Spiros Lazarou (1)

Abstract No: 26

ACPA 73RD ANNUAL MEETING SCHEDULE OF EVENTS

Wednesday, April 6 - Thursday April 7

THE USE OF A NOVEL ELECTRONIC MEDICAL RECORD TO FACILITATE A COMMUNITY-BASED MULTI-DISCIPLINARY CLEFT TEAM APPROACH
5:10 PM - 5:14 PM

Sharline Aboutanos (1), Frank Iuorno (2), Linda Shait (3), Isaac Wornom (1), Sharline Aboutanos (1)

Abstract No: 27

THE DIRECTIVE GROWTH APPROACH: A NEW AND SIMPLER TREATMENT FOR NON-SYNDROMIC SINGLE SUTURE CRANIAL SYNOSTOSIS

5:15 PM - 5:19 PM

Robert Mann (1), Mitchell Eichhorn (2), Matthew Fahrenkopf (3)

Abstract No: 28

MICROIMPLANTS COMBINED WITH ORTHODONTIC WIRES CAN DISTRACT CRANIAL BONE

5:20 PM - 5:24 PM

Won Lee (1), Hee-Moon Kyung (2), Raymond Harshbarger (3), Dennis-Duke Yamashita (4), Stephen Yen (5), Min Kyeong Lee (6)

Abstract No: 29

OPEN TIP V-Y VESTIBULOPLASTY AND CARTILAGE REPOSITIONING FOR CORRECTION UNILATERAL CLEFT LIP NASAL DEFORMITY, A 10 YEAR EXPERIENCE.

5:25 PM - 5:29 PM

Eric Stelnicki (1), Jason Portnof (2), Nathan Eberle (3), Eric Stelnicki (4)

Abstract No: 30

UNILATERAL CLEFT LIP RHINOPLASTY: 3D ANTHROPOMETRIC ASSESSMENT

5:30 PM - 5:34 PM

Derek Steinbacher (1), Miles Pfaff (2), Sabrina Pavri (3)

Abstract No: 31[^]

USE OF TABLEAU DASHBOARD TO ILLUSTRATE VPI OUTCOMES FOLLOWING INITIAL PALATE REPAIR

5:35 PM - 5:39 PM

Sara Kinter (1), Jason Jio (1), Michael Cunningham (1), Timothy Grieb (1), Richard Hopper (1), Kathleen Sie (2), Sara Kinter (1)

Abstract No: 32[^]

EVERY PICTURE TELLS A STORY: FROM EXCEL SPREADSHEETS TO A WORLD MAP OF CLINICAL OUTCOME RESEARCHERS AND INSTITUTIONS

5:40 PM - 5:44 PM - *Ronald Reed Hathaway (1), Ronald Reed*

Hathaway (1)

Abstract No: 33

PRESURGICAL ORTHOPEDICS FOR GLOBE REPOSITIONING AND SOFT TISSUE ELONGATION IN AN INFANT WITH TESSIER NO. 4 CLEFT.

5:45 PM - 5:49 PM

Elcin Esenlik (1), Mustafa Aydın (2), John Spolyar (3), Elcin Esenlik (1)

Abstract No: 34

DEVELOPMENT OF A SPEECH AND LANGUAGE CARE PROGRAM FOR CHILDREN WITH VELOPHARYNGEAL INSUFFICIENCY IN OUTREACH SETTINGS

5:50 PM - 5:54 PM

Valerie Cote (1), Kelly Mabry (2), Melissa Montiel (3), Matthew Brigger (4), Derek Rogers (5), Krishna Patel (3), Usama Hamdan (6), Valerie Cote (1)

Abstract No: 35

APPLYING CRANIOFACIAL PRINCIPLES TO NEUROSURGICAL EXPOSURES IN CEREBROVASCULAR ANEURYSM REPAIR

5:55 PM - 5:59 PM

Michael Alperovich (1), Jordan Frey (1), David Staffenberg (1), Michael Alperovich (1)

Abstract No: 36

Oral Surgery Reception *

6:00 PM - 7:00 PM - Room 211

Americleft Meet & Greet

6:00 PM - 7:00 PM - Room 201

Interested attendees are invited to meet representatives from the Americleft Project.

CPF Donor Reception [◇]

6:30 PM - 7:30 PM - Salon A

Young Professionals Meetup

9:00 PM - 10:00 PM - High Velocity Lounge at the Marriott Marquis
Join ACPA's Young Professionals (under 40) for a casual get together. Pay your own way.

THURSDAY, APRIL 7

Registration

6:30 AM - 6:30 PM - 2nd Floor Registration Desk

Speaker Ready Room

6:30 AM - 6:30 PM - Room 207

Morning Coffee

6:30 AM - 7:00 AM - 2nd Floor Pre-function Foyer

Eye Openers - Group 2*

7:00 AM - 8:00 AM

EYE OPENER 8 - JOURNAL MANUSCRIPT PREPARATION AND SUBMISSION

7:00 AM - 8:00 AM - Room 209

Jack Yu (1), Jack Yu (1)

Educational Objective: Each learner will be able to prepare a manuscript suitable for submission to scientific journals

Abstract No: 3

EYE OPENER 9 - TEAM CARE FOR INFANTS: MANAGING FEEDING AND GROWTH FROM PRENATAL CONSULT TO 12 MONTHS OF AGE

7:00 AM - 8:00 AM - Room 204-205

Maia Braden (1), Mary Kay Brekke (2), Andrea Magee (2), Maia Braden (1)

The learner will:

- 1) discuss the nutritional needs of infants with cleft palate.
- 2) explain a team approach to address special considerations for managing feeding and nutrition for children with cleft palate.

Abstract No: 38[^]

ACPA 73RD ANNUAL MEETING SCHEDULE OF EVENTS

Thursday, April 7

EYE OPENER 10 - MULTI-DISCIPLINARY APPROACH TO MAXILLARY ALVEOLAR BONE GRAFTING: MORE THAN JUST THE SURGERY
7:00 AM - 8:00 AM - Room 201

Michael Jaskolka (1), Sean Edwards (2), Jamie Perry (3), Katherine Kelly (2), Michael Jaskolka (1)

Education Objective: The attendee will be able to discuss the orthodontic considerations, speech considerations, surgical techniques, and timing of treatment related to secondary maxillary alveolar bone grafting.

Description: This presentation will cover the orthodontic, speech and surgical considerations related to the timing, preparation and performance of secondary maxillary alveolar bone grafting. A case based presentation format will be employed. Following completion of the course, the attendee should be able to identify a number of different clinical scenarios and discuss their multi-specialty management considerations.

Abstract No: 39

EYE OPENER 11 - THE FURLOW PALATOPLASTY: A PRACTICAL GUIDE
7:00 AM - 8:00 AM - Room 212

Richard Kirschner (1), Richard Kirschner (1)

The learner will:

- 1) describe an appropriate oral evaluation including recognition of common and abnormal oral conditions.
- 2) restate management of oral conditions, including referrals as indicated.

Abstract No: 40

EYE OPENER 12 - CHALLENGING CASES OF VELOPHARYNGEAL DYSFUNCTION: SPEECH ASSESSMENT AND MANAGEMENT
7:00 AM - 8:00 AM - Room 210-211

Kerry Mandulak (1), Angela Dixon (2), Amy Morgan (3), Kerry Mandulak (1)

The learner will restate the the decision-making process involved with the management of several challenging cases of velopharyngeal dysfunction.

Abstract No: 41

EYE OPENER 13 - THE ORAL EXAMINATION: NORMAL AND ABNORMAL FINDINGS. IMPROVING YOUR DIAGNOSTIC SKILLS FOR CHILDREN WITH CRANIOFACIAL DISORDERS.

7:00 AM - 8:00 AM -Room 202

J C Shirley (1), J C Shirley (1)

The learner will

- 1) describe an appropriate oral evaluation including recognition of common and abnormal oral conditions.
- 2) restate management of oral conditions, including referrals as indicated.

Abstract No: 42

EYE OPENER 14 - EXIT (EX UTERO INTRAPARTUM TREATMENT) PROCEDURE: A NECESSARY TREATMENT MODALITY FOR THE SEVERELY COMPROMISED AIRWAY COMMON TO THE CLEFT AND CRANIOFACIAL PATIENT POPULATION

7:00 AM - 8:00 AM - Room 213

David Yates (1), Ghali Ghali (2), Jennifer Woerner (1), David Yates (1)

The learner will:

- 1) Express a standardized approach for the evaluation of fetal imaging and treatment of a compromised airway.

Abstract No: 43

Poster Session C

7:00 AM - 6:00 PM - Room 203

Educational Objective: The learner will discuss the subject and findings of the cleft and craniofacial research presented on the posters in this session.

LONG TERM OUTCOME OF ALVEOLAR BONE GRAFT IN BILATERAL COMPLETE CLEFT OF LIP AND PALATE WITHOUT ORTHODONTIC PREPARATION

Jyotsna Murthy (1), Prasad Koti (2), Manisha Yadav (2), Jyotsna Murthy (2)

Abstract No: 247

REPOSITIONING THE PROTRUDED PREMAXILLA IN PATIENTS WITH BILATERAL CLEFT LIP AND PALATE: A USEFUL TECHNIQUE FOLLOWING FAILURE OF PRIMARY LIP CLOSURE

Omri Emodi (1), Dana Dror (2), Dekel Shilo (2), Dror Aizenbud (1), John van Aalst (3), Luiz Pimenta (4), Adi Rachmiel (5), Omri Emodi (1)

Abstract No: 248

PHENOTYPIC NORMS FOR UNILATERAL CLEFT LIP PRE- AND POST-OPERATIVELY: A LARGE-SCALE, MULTICULTURAL STUDY OF FACIAL MORPHOLOGY AND SEVERITY

Caroline Yao (1), Jordan Swanson (2), Thomas Imahiyero (3), Allyn Auslander (4), Jane Figueiredo (5), Richard Vanderburg (6), William Magee (2), Caroline Yao (1)

Abstract No: 249

INTERNATIONAL INTERDISCIPLINARY TEAM ATTENTION, TEACHING AND RESEARCH IN PATIENTS WITH CLEFT LIP AND PALATE

Maria Martinez (1), Maria Bernal (2), Maria Abello (2), Edgar Mejia (2), Francina Escobar (2), Ignacio Zarante (2), Diana Hernandez (2), Eduardo Duperly (2), Liliana Otero (2), Maria Martinez (3)

Abstract No: 250

FACIAL SKELETAL ASYMMETRY IN PATIENTS WITH UNILATERAL CLEFT LIP AND PALATE: 3D SKELETAL ASYMMETRY INDEX AS AN APPLICABLE TOOL.

Delnaz Patel (1), Rachel Jacobson (1), Yao Duan (1), Linping Zhao (1), David Morris (1), Mimis Cohen (1), Delnaz Patel (1)

Abstract No: 251

LONG TERM RESULTS OF NEW PROTOCOL FOR PRIMARY REPAIR OF CLEFT PALATE AND LIP

Karoon Agrawal (1), Karoon Agrawal (1)

Abstract No: 252

ACPA 73RD ANNUAL MEETING SCHEDULE OF EVENTS

Thursday, April 7

THE ROLE OF PEDIATRIC SURGEON IN THE ANTENATAL COUNSELING OF FETAL CLEFT LIP/PALATE DEFORMITY: A REVIEW OF 62 PREGNANT WOMEN IN HONG KONG

Paula Tang (1), Kelvin Liu (2), Paula Tang (1)

Abstract No: 253

PRESURGICAL INFANT ORTHOPEDICS VERSUS FACIAL BINDING IN EGYPTIAN INFANTS BORN WITH COMPLETE UNILATERAL CLEFT LIP AND PALATE

Noha Abd El-Rahman (1), Marwa El Kassaby (2), Islam Hassan (1), Khaled Fawzy (1), Noha Abd El-Rahman (1)

Abstract No: 254

PARTICIPATING IN CLEFT TEAM RESEARCH: TEAM MEMBER IMPRESSIONS

Alison Kaye (1), Alison Kaye (1)

Abstract No: 255

JOURNEY OF 10 YEARS -AN INDIAN CLEFT CENTER EXPERIENCE

Shyam Sheth (1), Anand Shah (1), Shyam Sheth (1)

Abstract No: 256

EFFICACY OF ANTERIOR MAXILLARY DISTRACTION IN PATIENTS WITH CLEFT LIP AND PALATE IN SOUTH INDIAN POPULATION.

Siddhartha Raghav (1), Mustafa Kadar (2), Siddhartha Raghav (3)

Abstract No: 257

NORMAL NASAL RESONANCE IN MONGOLIAN CHILDREN OF ULAANBAATAR CITY

Shagdar Batsukh (1), Amarsaikhan Bazar (2), Ariuntuul Garidkhuu (2), Nagato Natsume (3), Shagdar Batsukh (2)

Abstract No: 258

ASSESSING THE RISK OF OBSTRUCTIVE SLEEP APNEA AFTER POSTERIOR PHARYNGEAL FLAP SURGERY IN PATIENTS WITH 22Q11.2 DELETION SYNDROME

Gregory Pearson (1), Matthew Hiersche (1), Darrell Freeman (2), Mark Splaingard (1), Adriane Baylis (1), Richard Kirschner (1), Matthew Hiersche (1)

Abstract No: 259^

EVALUATION OF AN ADOLESCENT AND PARENT INFORMATION SESSION FOR ORTHOGNATHIC SURGERY

Farah Sheikh (1), Paula Scarangella (1), Emily Ho (1), John Daskalogiannakis (1), Christopher Forrest (1), Farah Sheikh (1)

Abstract No: 260

PROTOCOL OF MANAGEMENT OF CLEFT LIP AND PALATE IN CLEFT CLINIC, FACULTY OF DENTISTRY ALEXANDRIA UNIVERSITY, EGYPT.

Hassan Moussa (1), Hassan Moussa (1)

Abstract No: 261

FURLOW PALATOPLASTY & PERIOPERATIVE STEROID USE: A SINGLE SURGEON RETROSPECTIVE REVIEW OF 161 PATIENTS

Jessica Lee (1), Matthew Ford (1), Lorelei Grunwaldt (1), Jessica Lee (1)

Abstract No: 262

PREVALENCE AND PATTERN OF SYNDROMIC CLEFT LIP / PALATE IN A NIGERIAN POPULATION.

Fadekemi Oginni (1), Fadekemi Oginni (1)

Abstract No: 263

ASSOCIATION OF FISTULA REPAIR AND SPEECH SURGERY IN PATIENTS WITH CLEFT LIP AND PALATE

Cecilia Dalle Ore (1), Anna Schoenbrunner (2), Samuel Lance (2), Joyce McIntyre (3), Amanda Gosman (4), Marilyn Jones (5), Cecilia Dalle Ore (1)

Abstract No: 264^

STRESS IN NURSING PROFESSIONALS WORKING IN A REHABILITATION HOSPITAL CLEFT ORAL AND RELATED DEFECTS

Armando Dos Santos Trettene (1), Camila Andrade (2), Ana Paula Razera (3), Regina Garcia (4), Lilia Maria Von Kostrisch (5), Armando dos Santos Trettene (1)

Abstract No: 265

INFANT OF CAREGIVERS TRAINING WITH ROBIN SEQUENCE: IMPACT ON NURSING WORKLOAD AND STAFF SIZING

Armando Dos Santos Trettene (1), Cassiana Fontes (2), Ana Paula Razera (3), Marcia Ribeiro Gomide (1), Lilia Maria Von Kostrisch (4), Armando Dos Santos Trettene (1)

Abstract No: 266

DENTAL ANOMALIES ASSOCIATED WITH UNILATERAL AND BILATERAL CLEFT LIP/PALATE

Arina Hartunian (1), Setareh Ghafouri (1), Arina Hartunian (1)

Abstract No: 267

THE ASYMMETRY INDEX APPROACH TO HEMIFACIAL MICROSOMIA

Lee Alkureishi (1), Matthew Ahrens (2), Linping Zhao (3), T. Peter Tsay (4), Pravin Patel (5), Lee Alkureishi (1)

Abstract No: 268

Exhibits Open

7:30 AM - 4:30 PM - 2nd Floor Pre-function Foyer

Junior Investigator Session

8:00 AM - 10:00 AM - Grand Ballroom

Chair: *Roberto Flores, MD*

Co-Chair: *Navid Pourtaheri, M.D., Ph.D*

Goal: To encourage and support multidisciplinary research by investigators either recently graduated or currently enrolled in a training program dealing with cleft and craniofacial evaluation and treatment.

Educational Objective: Learners will be able to discuss at least three research questions related to cleft and craniofacial care.

A SIMPLE, PROGNOSTIC SEVERITY SCALE FOR UNILATERAL CLEFT LIP

8:00 AM - 8:10 AM

Caroline Yao (1), Jordan Swanson (2), Thomas Imahiyero (3), Allyn Auslander (4), Jane Figueiredo (5), Richard Vanderburg (6), William Magee (7), Caroline Yao (1)

Abstract No: 53

RESCUE OF CLEFT LIP EX UTERO USING MICROSURGICAL REACTIVATION OF CRANIOFACIAL DEVELOPMENTAL PROGRAMS

8:10 AM - 8:20 AM

Wilmina Landford (1), Xue Dong (1), James Hart (1), Ope Asanbe (1), Kerry Morrison (1), Licia Selleri (1), Jason Spector (1), Wilmina Landford (1)

Abstract No: 54

ACPA 73RD ANNUAL MEETING SCHEDULE OF EVENTS

Thursday, April 7

SPHENOID WING DYSPLASIA IN NEUROFIBROMATOSIS TYPE 1: PATTERNS OF DISEASE AND OUTCOMES OF TREATMENT

8:20 AM - 8:30 AM

Patrick Gerety (1), Jordan Swanson (2), Cassandra Ligh (3), Valeri Shubinet (4), Jesse Taylor (5), Scott Bartlett (6), Patrick Gerety (1)

Abstract No: 55

DISCUSSION

8:30 AM - 8:40 AM

COMBINING DYNAMIC IMAGING AND COMPUTATIONAL MODELING TO ESTIMATE MUSCLE ACTIVITY DURING SPEECH

8:40 AM - 8:50 AM

Catherine Pelland (1), Joshua Inouye (1), Jamie Perry (2), Kant Lin (3), Silvia Blemker (1), Catherine Pelland (1)

Abstract No: 56

ADDRESSING THE 270-DEGREE "LOCKED OUT" PREMAXILLA: A PREVIOUSLY UNDESCRIBED TECHNIQUE

8:50 AM - 9:00 AM

Todd Thurston (1), Ryan Reusche (2), Christian Vercler (1), Steven Buchman (3), Todd Thurston (1)

Abstract No: 57

EVALUATION OF THE TEMPORAL REGION IN UNILATERAL CORONAL CRANIOSYNOSTOSIS AFTER FRONTO-ORBITAL ADVANCEMENT OR ENDOSCOPIC-ASSISTED STRIP CRANIECTOMY AND CRANIAL ORTHOTIC THERAPY.

9:00 AM - 9:10 AM

Benjamin Masserano (1), Albert Woo (2), Gary Skolnick (2), Sybill Naidoo (3), Mark Proctor (4), Matthew Smyth (2), Kamlesh Patel (1), Benjamin Masserano (1)

Abstract No: 58[^]

DISCUSSION

9:10 AM - 9:20 AM

CONNECTIVE TISSUE GROWTH FACTOR (CTGF/CCN2) IS ESSENTIAL FOR SECONDARY PALATOGENESIS

9:20 AM - 9:30 AM

Joseph Tarr (1), Alex Lambi (2), Steven Popoff (1), James Bradley (3), Joseph Tarr (1)

Abstract No: 59

COMPARISON OF TWO ENDOSCOPIC SAGITTAL CRANIOSYNOSTOSIS REPAIR TECHNIQUES: SPRING-ASSISTED SURGERY VERSUS CRANIECTOMY WITH HELMET MOLDING THERAPY

9:30 AM - 9:40 AM

Jenny Yu (1), Kamlesh Patel (1), Gary Skolnick (2), Sybill Naidoo (3), Rajiv Parikh (4), Lisa David (5), Daniel Couture (5), Matthew Smyth (6), Albert Woo (6), Jenny Yu (1)

Abstract No: 60[^]

TEAM CARE AND THE ACPA: WHAT DO PARENTS UNDERSTAND?

9:40 AM - 9:50 AM

Michael Larsen (1), Christian Mitchell (1), Diana Carrau (1), Adriane Baylis (2), Canice Crerand (2), Gregory Pearson (2), Richard Kirschner (2), Michael Larsen (1)

Abstract No: 61[^]

DISCUSSION

9:50 AM - 10:00 AM

Morning Break

10:00 AM - 10:30 AM - 2nd Floor Pre-function Foyer

Don't forget to visit the Posters in Room 203 and the Exhibitors in the Pre-Function Foyer.

General Session III

10:30 AM - 12:30 PM - Grand Ballroom

Bernard J. Costello, MD, DMD

Patricia Glick, DMD, MS

Educational Objective: Learners will be able to discuss improvements in care for the cleft and craniofacial patients as well as list common neonatal ear deformities.

COMPUTER-ASSISTED ORTHOGNATHIC SURGERY FOR PATIENTS WITH CLEFT LIP/PALATE: FROM TRADITIONAL PLANNING TO THREE-DIMENSIONAL VIRTUAL SURGERY SIMULATION

10:30 AM - 10:40 AM

Lun-Jou Lo (1), Hsin-Wen Chang (2), Daniel Lonc (3), Betty Pai (3), Hsiu-Hsia Lin (4), Lun-Jou Lo (1)

Abstract No: 44

NASAL SEPTAL ANATOMY IN SKELETALLY MATURE PATIENTS WITH CLEFT LIP/PALATE

10:40 AM - 10:50 AM

Jonathan Massie (1), Christopher Runyan (2), Marleigh Stern (3), Pradip Shetye (4), David Staffenberg (5), Roberto Flores (6), Jonathan Massie (1)

Abstract No: 45

NEONATAL EAR MOLDING FOR OUTER EAR ANOMALIES

10:50 AM - 11:00 AM

Lindsay Schuster (1), Lindsay Schuster (1)

Abstract No: 46

DISCUSSION

11:00 AM - 11:10 AM

A QUALITY IMPROVEMENT PROJECT TO IMPROVE FEEDING AND GROWTH OUTCOMES OF INFANTS WITH CLEFT LIP/PALATE

11:10 AM - 11:20 AM

Adriane Baylis (1), Nancy Neal (1), Courtney Hall (1), Amanda Smith (1), Lauren Madhoun (1), Christina Stocker (1), Katherine Eastman (1), Caitlin Cummings (1), Gregory Pearson (1), Richard Kirschner (1), Adriane Baylis (1)

Abstract No: 47[^]

IMPACT OF FRONTO-ORBITAL ADVANCEMENT ON FRONTAL SINUS MORPHOLOGY AND DISEASE IN NONSYNDROMIC CRANIOSYNOSTOSIS

11:20 AM - 11:30 AM

Wen Xu (1), Jing Li (2), Patrick Gerety (3), Scott Bartlett (1), Jesse Taylor (4), Wen Xu (1)

Abstract No: 48

FACTORS PREDICTING HOSPITAL LENGTH OF STAY FOLLOWING PHARYNGEAL FLAP FOR VELOPHARYNGEAL INSUFFICIENCY

11:30 AM - 11:40 AM

Jerry Chao (1), Michael Boyajian (1), Gary Rogers (1), Albert Oh (1), Jerry Chao (1)

Abstract No: 49

ACPA 73RD ANNUAL MEETING SCHEDULE OF EVENTS

Thursday, April 7

DISCUSSION

11:40 AM - 11:50 AM

GENOME-WIDE ASSOCIATION STUDY REVEALS NOVEL LOCI INFLUENCING NORMAL HUMAN FACIAL MORPHOLOGY

11:50 AM - 12:00 PM

Seth Weinberg (1), Myoung Keun Lee (1), Elizabeth Leslie (1), Jacqueline Hecht (2), Carrie Heike (3), Michael Cunningham (4), George Wehby (5), Lina Moreno-Urbe (6), Nichole Nidey (5), Eleanor Feingold (1), Mary Marazita (1), John Shaffer (1), Seth Weinberg (1)

Abstract No: 50

THE AMERICLEFT PROJECT: A COMPARISON OF NASOLABIAL AESTHETICS AMONG FIVE CENTERS USING DISTINCT TYPES OF ACTIVE PRESURGICAL ORTHOPEDICS

12:00 PM - 12:10 PM

Thomas Sitzman (1), Richard E. Campbell (1), Michelle Kornbluth (2), John Daskalogiannakis (3), Elizabeth Ross (4), Patricia Glick (5), Stephen Beals (5), Kathleen Russell (6), Jean-Charles Doucet (6), Ana Mercado (7), Richard E. Campbell (1)

Abstract No: 51

A COMPARISON OF DENTAL ARCH RELATIONSHIPS AMONG FIVE CENTERS USING DISTINCT TYPES OF PRESURGICAL ORTHOPEDICS

12:10 PM - 12:20 PM

Michelle Kornbluth (1), John Daskalogiannakis (2), Jean-Charles Doucet (3), Elizabeth Ross (4), Thomas Sitzman (5), Richard Campbell (6), Patricia Glick (7), Stephen Beals (8), Kathleen Russell (9), Ana Mercado (10), Ronald Reed Hathaway (5), Michelle Kornbluth (1)

Abstract No: 52

DISCUSSION

12:20 PM - 12:30 PM

Annual Awards Luncheon *

12:30 PM - 2:00 PM - Grand Salon

If you did not receive a ticket with at registration, you may purchase a ticket at the Registration Desk.

Study Sessions - Group 1*

2:30 PM - 4:00 PM

STUDY SESSION A - TERAPIA EN ESPAÑOL: ASSESSMENT AND TREATMENT OF SPANISH CLEFT PALATE SPEECH FOR MONOLINGUAL AND BILINGUAL SPEECH-LANGUAGE PATHOLOGISTS

2:30 PM - 4:00 PM - Room 214

Kelly Cordero (1), Anna Thurmes (2), Pilar Echeverri (3), Kelly Cordero (1)

Each learner will be able to identify and outline cultural and linguistic characteristics relevant to the assessment and treatment of Spanish speakers individuals with cleft palate. Each learner will be able to identify and utilize perceptual and Nasometric assessment tools for assessment of resonance and articulation in Spanish speakers with cleft palate. Each learner will be able to locate and utilize therapy resources developed specifically for Spanish-speakers with cleft palate."

STUDY SESSION B - IS THERE AN OPTIMAL PAYMENT MODEL FOR CLEFT & CRANIOFACIAL ORTHODONTIC SERVICES?

2:30 PM - 4:00 PM - Room 210

Deji Fashemo (1), Deji Fashemo (1)

Each learner will understand and be able to discuss the methods of providing financial coverage for patients in the varying stages of cleft & craniofacial orthodontic treatment, across multiple craniofacial teams & payor types.

Abstract No: 63

STUDY SESSION C - NASOALVEOLAR MOLDING AND COLUMELLA ELONGATION

2:30 PM - 4:00 PM - Room 204

Barry Grayson (1), Pradip Shetye (2), Roberto Flores (3), Barry Grayson (1)

Each learner will define the "Paradigm Shift" that occurred during the evolution of presurgical infant orthopedics, with the introduction of NAM. Each learner will list three elements of the NAM appliance that results in elongation of the columella. Each learner will critically evaluate the scientific papers presented during this study session, that describe NAM outcomes.

Abstract No: 64

STUDY SESSION D - HOW TO ROTATE AND ADVANCE A LIP: A PRIMER ON UNILATERAL CLEFT LIP REPAIR

2:30 PM - 4:00 PM - Room 212

Richard Kirschner (1), Richard Kirschner (1)

The learner will describe the technique of a modified rotation-advancement procedure to repair a unilateral cleft lip as presented by Dr. Kirschner.

Abstract No: 65

STUDY SESSION E - THE JAWS ARE NOT JUST AN EATING MACHINE: HOW DENTAL ANOMALIES AND MALOCCLUSION AFFECT SPEECH AND RESONANCE

2:30 PM - 4:00 PM - Room 201

Ann Kummer (1), Ann Kummer (1)

Each learner will be able to describe the effects of various jaw and oral cavity anomalies on both speech production and resonance.

Abstract No: 66^

STUDY SESSION F - MULTIDISCIPLINARY STRATEGIES TO AVOID OR TO TREAT SHORT-TERM AND LONG-TERM COMPLICATIONS OF NEONATAL MANDIBULAR DISTRACTION

2:30 PM - 4:00 PM - Room 205

Michael Lypka (1), Jeffrey Goldstein (1), Michael Lypka (1)

Each learner will be able to select the appropriate patient for mandibular distraction and understand technical aspects of the operation to avoid both short and long term complications.

Abstract No: 67

ACPA 73RD ANNUAL MEETING SCHEDULE OF EVENTS

Thursday, April 7

STUDY SESSION G - PRACTICAL SHORT- AND LONG-TERM GUIDELINES FOR MANAGING PATIENTS WITH 22Q11.2 DELETION SYNDROME
2:30 PM - 4:00 PM - Room 211

Donna McDonald-McGinn (1), Oksana Jackson (2), Cynthia Solot (2), Meg Maguire (2), Anne Bassett (3), Donna McDonald-McGinn (1)
Each learner will be able to describe the associated features of the 22q11.2 deletion syndrome including speech, palatal, and behavioral phenotypes.

Abstract No: 68^A

STUDY SESSION H - HOW CAN MRI AND COMPUTATIONAL MODELING INFORM CLINICAL DECISIONS IN CLEFT PALATE: CURRENT AND FUTURE DEVELOPMENTS
2:30 PM - 4:00 PM - Room 202

Jamie Perry (1), Silvia Blemker (2), Jamie Perry (1)
Learners will list the process of obtaining a clinical MRI step-by-step. Learners will define the benefits and disadvantages of current MRI developments. Learners will list potential clinical benefits of using computational modeling using patient-specific MRI data. Learners will write a define areas of future research needed to translate and define MRI to the clinical site for cleft palate care.

Abstract No: 69

STUDY SESSION I - A KEEN EYE TOWARDS EFFECTIVE TEAM COORDINATION
2:30 PM - 4:00 PM - Ballroom D

Iris Sageser (1), Jamie Idelberg (2), Iris Sageser (1)
The learner will identify effective practices for improving interdisciplinary team coordination and apply new team management practices to their cleft/craniofacial team.

Abstract No: 70

STUDY SESSION J - MEDICAL MANAGEMENT AND SURVEILLANCE PROTOCOLS FOR COMPLEX CRANIOFACIAL CONDITIONS
2:30 PM - 4:00 PM - Room 213

Anne Hing (1), Michael Cunningham (1), Kelly Evans (1), Emily Gallagher (1), Yvonne Gutierrez (2), Ophir Klein (3), Katrina Dipple (4), Robert Byrd (5), Anne Hing (1)

For each focus condition, the participants will: 1) define diagnostic criteria, key differential diagnoses, and need for confirmatory imaging and/or laboratory testing, 2) identify health concerns that could impact readiness for surgery or increase risk for adverse outcome, and 3) provide critical appraisal of a health care supervision timeline.

Abstract No: 71

ASCFS Council Meeting^o

3:00 PM - 6:00 PM - Room 209

Afternoon Break

4:00 PM - 4:30 PM - 2nd Floor Pre-function Foyer

Don't forget to visit the Posters in Room 203 and the Exhibitors in the Pre-Function Foyer.

Study Sessions - Group 2*

4:30 PM - 6:00 PM

Each learner will be able to discuss the basics needed to begin an interdisciplinary electronic medical record as it relates to the pertinent information needed prior to starting the build of the electronic platform. Attendees will be able to discuss the need for a multidisciplinary team to build the record and will be able to discuss the types information that must be a part of the record to meet the criteria needed for compliance related to billing for services.

STUDY SESSION K - BUILDING A SUCCESSFUL ELECTRONIC MEDICAL RECORD: ITS TRIALS, TRIBULATIONS AND TRIUMPHS

4:30 PM - 6:00 PM - Room 205

Marilyn Cohen (1), Martha Matthews (2), Sharon Stratton (3), Marilyn Cohen (1)

Abstract No: 72

STUDY SESSION L - MULTIDISCIPLINARY AIRWAY ASSESSMENT AND INTERVENTION FOR PATIENTS WITH CLEFT AND CRANIOFACIAL ANOMALIES

4:30 PM - 6:00 PM - Room 211

Daniel Cuzzzone (1), Scott Rickert (2), Sanjeev Kothare (2), Roberto Flores (3), Daniel Cuzzzone (1)

The learner will understand the physiology of the pediatric airway as well as the pathophysiology as it pertains to cleft and craniofacial disorders. Methods of airway assessment and the effects of craniofacial procedures on airway dynamics will be reviewed.

Abstract No: 73

STUDY SESSION M - SPEECH THERAPY BEYOND ELICITATION: ADVANCING TO SPONTANEOUS SPEECH

4:30 PM - 6:00 PM - Room 202

Lynn Grames (1), Dennis Ruscello (2), Scott A. Dailey (3), Judith Trost-Cardamone (4), Kristina Wilson (5), Kristen DeLuca (6), Angela Dixon (7), Amy Morgan (8), Lynn Grames (1)

Each learner will be able to describe principles of motor learning and ways in which they can be applied to advance a newly-taught speech motor pattern into spontaneous speech.

Abstract No: 74^A

STUDY SESSION N - SURGICAL MANAGEMENT OF VPD IN 22Q11.2 DELETION SYNDROME: MASTERS CLASS FOR THE SURGEON AND SLP
4:30 PM - 6:00 PM - Room 212

Adriane Baylis (1), Richard Kirschner (1), Adriane Baylis (1)

Attendees will be able to

- (1) describe components of presurgical evaluation for planning VPD surgery in patients with 22q;
- (2) list at least 5 different factors which influence the presence/severity of VPD in 22q;
- (3) describe modifications of traditional VPD surgery for patients with 22q.

Abstract No: 75^A

STUDY SESSION O - HEMIFACIAL MICROSOMIA: AN INTERDISCIPLINARY INTEGRATED APPROACH TO CARE

4:30 PM - 6:00 PM - Room 204

Pravin Patel (1), Bruce Bauer (2), Ronald Jacobson (1), Ketti Boller (1), Gabrielle Cager (1), Ellyn McNamara (1), Rosemary Seelaus (1), Alma Moya (1), Janine Rosenberg (1), Pravin Patel (1)

The learner will discuss the comprehensive multidisciplinary management of the child with hemifacial microsomia/craniofacial microsomia from birth through adulthood.

Abstract No: 76^A

ACPA 73RD ANNUAL MEETING SCHEDULE OF EVENTS

Thursday, April 7 - Friday, April 8

STUDY SESSION P - WHAT'S NEXT GEN?: WHAT'S NEW IN GENETIC TESTING AND ITS IMPACT ON MANAGEMENT OF CRANIOFACIAL DISORDERS
4:30 PM - 6:00 PM - Room 214
Howard Saal (1), Rachel Lombardo (1), Patricia Bender (1), Howard Saal (1)

The learner will discuss how and when genetic test should be done, and how the results of these tests directly impact the management of children with craniofacial disorders and their families.

Abstract No: 77

STUDY SESSION Q - CLEFT ORTHOGNATHIC SURGERY

4:30 PM - 6:00 PM - Room 201

Derek Steinbacher (1), Richard Bruun (2), Anand Kumar (3), Bonnie Padwa (4), Lindsay Schuster (5), Derek Steinbacher (1)

Each learner will understand the presurgical orthodontic phase and considerations needed to deem a patient ready for surgery. Each learner will understand the objectives and rationale of preoperative surgical planning using both conventional methods and virtual surgical planning. Each learner will be capable of constructing and deciding on appropriate intra- and postoperative splints for cleft orthognathic surgery. Each learner will recognize technical steps and modifications.

Abstract No: 78[^]

STUDY SESSION R - VIDEOFLUOROSCOPY: INCREASING COMPLIANCE AND DECREASING RISKS WHILE PROVIDING USEFUL INFORMATION

4:30 PM - 6:00 PM - Room 210

Pablo Antonio Ysunza (1), Pablo Antonio Ysunza (1)

Each learner will be able to understand and define the useful clinical information which can be provided by VNP and VF. Each learner will be able to describe how to perform a multiplanar VF with minimal radiation dose. Each learner will be able to interpret and analyze VNP and VF for assessing velopharyngeal closure during speech, as well as to participate in the planning of surgical procedures for correcting VPI.

Abstract No: 79

ASCFS Breakfast*

7:00 AM - 8:00 AM - Room 204-205

Open only to American Society of Craniofacial Surgery members

Poster Session D

7:30 AM - 12:30 PM - Room 203

Educational Objective: The learner will discuss the subject and findings of the cleft and craniofacial research presented on the posters in this session.

USE OF CUSTOMIZED PALATAL OBTURATORS TO PROTECT SECONDARY AND TERTIARY ORONASAL FISTULA REPAIRS

Michelle Scott (1), Gregory Pearson (1), Richard Kirschner (1), Michelle Scott (1)

Abstract No: 269

THE FUNCTIONAL SUSPENSION PHARYNGOPLASTY

Robert Mann (1), Nicholas Adams (2), Mitchell Eichhorn (2)

Abstract No: 270

IDENTIFYING MENTORING PRACTICES THAT PREDICT MENTORING BENEFITS

Jennifer Huth (1), Aris Eliades (2), Louise Jakubik (3), Meghan Weese (4), Jennifer Huth (5)

Abstract No: 271

RAPID 3D-PRINTED CRANIOFACIAL MODELS ARE HIGHLY BENEFICIAL IN CRANIOFACIAL TRAUMA: A CASE REPORT

Carolyn Rogers-Vizena (1), Sanjay Prabhu (1), Peter Weinstock (1), Carolyn Rogers-Vizena (1)

Abstract No: 272

EFFECT OF COMPLETE PHARYNGEAL FLAP SECTION ON SPEECH RESONANCE

Gabriela Prearo (1), Ana Fukushima (2), Maria Medeiros (2), Trindade Inge (3), Renata Yamashita (4), Gabriela Prearo (1)

Abstract No: 273

PREVALENCE AND IMPACT OF COMPLICATIONS ON THE ECONOMIC BURDEN OF CLEFT PALATE REPAIR

Benjamin Massenburg (1), E. Weissler (1), Hillary Jenny (1), Peter Taub (1), Benjamin Massenburg (1)

Abstract No: 274

DOES ACADEMIC RANK CORRELATE WITH RESEARCH PRODUCTIVITY AMONG FULL-TIME ACADEMIC CRANIOFACIAL SURGEONS?

Erin Rada (1), Joseph Lopez (1), Edward Swanson (2), Srinivas Susarla (1), Devin Miller (3), Richard Redett (2), Anand Kumar (3), Erin Rada (1)

Abstract No: 275

ANATOMICAL RECONSTRUCTION OF NASAL FLOOR IN COMPLETE UNILATERAL CLEFT LIP

Lan Sook Chang (1), Baek-kyu Kim (2), Rong-Min Baek (2), Lan Sook Chang (1)

Abstract No: 276

INJECTION PHARYNGOPLASTY WITH INTEGRA (COLLAGEN-GLYCOSAMINOGLYCAN) IN A PORCINE MODEL: EVALUATION OF SAFETY AND DURABILITY

Alexander Marston (1), Ashley O'Reilly (1), Joaquin Garcia (1), Shelagh Cofer (1), Alexander Marston (1)

Abstract No: 277[^]

6:00 PM - 7:00 PM - Transportation to Gala
Meet in at the entrance to the Atlanta Hilton.

ACPA's 73rd Annual Gala*

6:30 PM - 10:30 PM - Ocean's Ballroom at the Georgia Aquarium

If you did not receive a ticket with at registration, you may purchase a ticket at the Registration Desk.

Sponsored by KLS Martin

FRIDAY, APRIL 8

Yoga Session*

6:30 AM - 7:30 AM - Room 211

Registration

7:00 AM - 5:30 PM - 2nd Floor Registration Desk

Speaker Ready Room

7:00 AM - 5:30 PM - Room 207

Exhibits Open

7:30 AM - 3:30 PM - 2nd Floor Pre-function Foyer

*Separate Registration Required | ** Open only to ACPA Members | + Open only to ASCFS Members

◇ Invitation Only | ^Abstract has disclosures, see meeting website for details

ACPA 73RD ANNUAL MEETING SCHEDULE OF EVENTS

Friday, April 8

3D PRINTING CUSTOM NASAL STENTS WITH UNIQUE STRUCTURAL AND BIOACTIVE PROPERTIES

Jason Dashow (1), Corbin Gatlin (1), Jennifer Woerner (1), Jeffery Weisman (2), Jason Dashow (3)

Abstract No: 278

OUTPATIENT CLEFT LIP REPAIR: IS IT SAFE?

Izabela Galdyn (1), Stacey Francis (2), Michael Nelson (3), Andrew Wexler (4), Izabela Galdyn (5)

Abstract No: 279

DEVELOPMENT OF AN OSTEOGENIC CONSTRUCT DERIVED FROM STEM CELLS FOR TREATMENT OF PRIMARY CLEFT PALATE.

Marcia Pérez-Dosal (1), María Cristina Velazquillo-Martinez (2), Ivan Sanchez Betancourt (3), Valentin Martínez (2), Erika Ruvalcaba (2), Marcia Pérez-Dosal (4)

Abstract No: 280

MULTI-DISCIPLINARY APPROACH INCREASES SUCCESSFUL OUTCOMES FOR DEFORMATIONAL PLAGIOCEPHALY AND CONGENITAL MUSCULAR TORTICOLLIS PATIENTS

Regina Fenton (1), Susan Gaetani (1), Regina Fenton (1)

Abstract No: 281

POSTERIOR ILIAC CREST BONE GRAFT; HOW MUCH IS ENOUGH?

Thaddeus Boucree (1), Silvy Akrawe (2), Vigan Darian (1), Aamir Siddiqui (1), Thaddeus Boucree (1)

Abstract No: 282

ARE STUDIES EXAMINING BILATERAL CLEFT LIP REPAIR IMPROVING?

Jaclyn Jansen (1), Ann Schwentker (2), John van Aalst (3), Jaclyn Jansen (1)

Abstract No: 283

EARLY SECONDARY ALVEOLAR CLEFT RECONSTRUCTION WITH RECOMBINANT HUMAN BONE MORPHOGENETIC PROTEIN 2 (BMP-2): EVALUATION OF LONG-TERM VOLUME AND DENSITY OUTCOMES

David Yates (1), Ghali Ghali (2), Jennifer Woerner (1), David Yates (1)

Abstract No: 284

PUBLIC AWARENESS OF CLEFT PALATE IN MINNESOTA AND WISCONSIN

Dana Collins (1), Michelle Marnich (2), Linda Vallino (3), Dana Collins (1)

Abstract No: 285

INCIDENCE OF ORONASAL FISTULA IN PATIENTS UNDERGOING MANDIBULAR DISTRACTION OSTEOGENESIS FOR ROBIN SEQUENCE

S. Travis Greathouse (1), Sarah Fernandez (2), Tahiri Youssef (3), Roberto Flores (4), Sunil Tholpady (5), Sarah Fernandez (2)

Abstract No: 286

ROAD TO MANDATORY HEALTH INSURANCE COVERAGE FOR ORTHODONTIC TREATMENT OF CHILDREN WITH A CLEFT: PASSING A BILL INTO AN ACT

Eileen Matsumoto (1), Helen Lau (2), Helen Lau (2)

Abstract No: 287

EVOLVING NATIONAL TRENDS IN CLEFT LIP AND PALATE: 2000-2012

Thanapoom Boonipat (1), Joseph Shin (2), Thanapoom Boonipat (1)

Abstract No: 288

LONG-TERM FOLLOW-UP OF CLEFT LIP AND PALATE PATIENTS INDICATES THAT DELAYED LIP REPAIR IS ASSOCIATED WITH A DECREASED INCIDENCE OF ORTHOGNATHIC SURGERY

Cecilia Dalle Ore (1), Anna Schoenbrunner (2), Michael Brandel (1), Joyce McIntyre (3), Amanda Gosman (4), Marilyn Jones (5), Cecilia Dalle Ore (1)

Abstract No: 289^

MRI INVESTIGATION OF THE VELOPHARYNGEAL MECHANISM IN THE 22Q11.2 DS POPULATION WITHOUT THE USE OF SEDATION

Lakshmi Kollara (1), Graham Schenck (1), Jamie Perry (1), Lakshmi Kollara (1)

Abstract No: 290

NATIONAL SURVEY STUDYING THE PSYCHOSOCIAL BENEFITS OF RESIDENTIAL CAMP ON CRANIOFACIAL PATIENTS

Jonathon Wanta (1), Donald Harvey (2), Irene Link (2), Carrie Heike (3), Lisa David (4), Ashley Lentz (5), Chris Brooks (6), Gregory Lakin (2), Donald Harvey (2)

Abstract No: 291

Concurrent General Session A: Technology

8:00 AM - 9:00 AM - Grand Ballroom A

Chair: *Luiz Pimenta, DDS, PhD*

Co-Chair: *Kristen Lowe, DDS, MS*

Educational Objective: Learners will be able to discuss advancements in technology to assist in treating patients with cleft and craniofacial conditions.

COMPUTER AIDED DESIGN AND MANUFACTURING IN CRANIAL VAULT REMODELING FOR NON-SYNDROMIC ISOLATED SAGITTAL SUTURE SYNOSTOSIS

8:00 AM - 8:10 AM

Gerhard Mundinger (1), Joseph Lopez (2), Melanie Major (3), Edward Anh (2), Miguel Medina (4), Amir Dorafshar (1), Joseph Lopez (2)

Abstract No: 80

COMPUTER SIMULATION AND OPTIMIZATION OF CALVARIAL VAULT DISTRACTION

8:10 AM - 8:20 AM

Jonathan Black (1), Patrick Cottler (1), Michael Foley (1), Silvia Blemker (1), Arlen Denny (2), Jonathan Black (1)

Abstract No: 81

AN ONLINE CRANIOFACIAL SURGERY EDUCATION PORTAL FOR PATIENTS AND FAMILIES

8:20 AM - 8:30 AM

J. Rodrigo Diaz-Siso (1), Natalie Plana (1), Patricia Chibbaro (1), Roberto Flores (1), J. Rodrigo Diaz-Siso (1)

Abstract No: 82

ROBOTIC-ASSISTED CLEFT PALATE REPAIR: A FEASIBILITY STUDY

8:30 AM - 8:40 AM

Dennis Nguyen (1), Michael Awad (2), Scott Farber (3), Rajiv Parikh (4), Gary Skolnick (5), Albert Woo (5), Dennis Nguyen (1)

Abstract No: 83^

ACPA 73RD ANNUAL MEETING SCHEDULE OF EVENTS

Friday, April 8

TRANSFORMING VIRTUAL TRANSFORMATIONS. VIRTUAL SURGICAL PLANNING (VPS) AND OCCLUSAL POSITIONING SYSTEMS (OPS) IN CLEFT AND CRANIOFACIAL SURGERY.

8:40 AM - 8:50 AM

John Polley (1), Robert Mann (1), John Girotto (1), John Polley (1)

Abstract No: 84

DISCUSSION

8:50 AM - 9:00 AM

Concurrent General Session B: Cleft Lip/Palate Surgery

8:00 AM - 9:00 AM - Grand Ballroom D

Chair: Joseph K. Williams, MD

Co-Chair: Laurn A. Kilpatrick, MD

Educational Objective: Learners will be able to discuss new topics related to cleft lip/palate surgery.

PRIMARY UNILATERAL CLEFT LIP REPAIR: SHOULD "ONE SIZE FIT ALL"?

8:00 AM - 8:10 AM

John Polley (1), John Girotto (2), Robert Mann (3), Joseph Santamaria (4), John Polley (1)

Abstract No: 85

SELF-ACTIVATING CLEFT NASAL MOLDING FOR IMPROVED ACCESS

8:10 AM - 8:20 AM

Hitesh Kapadia (1), Richard Hopper (1), Hitesh Kapadia (1)

Abstract No: 86[^]

EARLY CLEFT LIP AND NASAL REPAIR REVISITED: A SAFE AND EFFECTIVE APPROACH UTILIZING A MULTI-DISCIPLINARY PROTOCOL

8:20 AM - 8:30 AM

Thomas Imahiyero (1), Fan Liang (2), Artur Fahradyan (3), Leo Urbinelli (4), Marla Matar (5), William Magee (6), Jeffrey Hammoudeh (7), Thomas Imahiyero (1)

Abstract No: 87

FACIAL GROWTH IN UNILATERAL CLEFT LIP AND PALATE TREATED WITH ALVEOLAR BONE GRAFTING AT 6 YEARS: COMPARISON WITH EUROCLEFT DATA

8:30 AM - 8:40 AM

Jean-Charles Doucet (1), Kathleen Russell (2), John Daskalogiannakis (3), Nick Emanuele (1), Lindsay James (1), Ana Mercado (4), Ronald Reed Hathaway (5), Gunvor Semb (6), William Shaw (6), Ross Long, Jr (7), Jean-Charles Doucet (1)

Abstract No: 88

COST EFFECTIVENESS OF ALTERNATIVE STRATEGIES IN THE TREATMENT OF VELOPHARYNGEAL INSUFFICIENCY FOLLOWING CLEFT PALATE REPAIR

8:40 AM - 8:50 AM

Thomas Sitzman (1), Maria Britto (1), Thomas Sitzman (1)

Abstract No: 89

DISCUSSION

8:50 AM - 9:00 AM

Concurrent General Session C: ASCFS Linton Whitaker Lecture

8:00 AM - 9:00 AM - Salon A & B

Richard Hopper, MD MS

CRANIOFACIAL RECONSTRUCTION: A PERSONAL ASSESSMENT OF TECHNIQUES OVER THIRTY YEARS

8:00 AM - 9:00 AM

Chair: Joseph S. Gruss, MD, FRSCS

The American Society of Craniofacial Surgery Foundation is pleased to present the fourth Linton A. Whitaker Lecture. The Lecture recognizes Dr. Whitaker's years of service to the specialty of craniofacial surgery and his mentorship and education of a generation of plastic surgeon.

The lecture will present a single surgeon's experience with changing techniques in Craniofacial surgery over thirty five years. At the end of the lecture participants will be able to describe the historical context of current techniques in Craniosynostosis as well as the thought process behind differential diagnoses.

Abstract No: 90

ACPA Annual Business Meeting **

9:00 AM - 10:00 PM - Grand Ballroom B

Open only to ACPA Members.

Morning Break

10:00 AM - 10:30 AM - 2nd Floor Pre-function Foyer

sponsored by Children's Healthcare of Atlanta

Don't forget to visit the Posters in Room 203 and the Exhibitors in the Pre-Function Foyer.

Concurrent Session 1: ASCFS 1

10:30 AM - 12:00 PM - Salon A & B

John Grant, MD

Educational Objective: Learners will be able to discuss new research findings or surgical management techniques related to craniofacial surgery.

LOW INCIDENCE OF TRANSFUSION COMPLICATIONS IN CHILDREN UNDERGOING CRANIOFACIAL RECONSTRUCTION

10:30 AM - 10:40 AM

Cassandra Ligh (1), Grace Hsu (2), Jordan Swanson (3), Deborah Sesok-Pizzani (2), Jesse Taylor (4), Paul Stricker (2), Cassandra Ligh (1)

Abstract No: 91

TIMING OF CRANIAL VAULT REMODELING IN NON-SYNDROMIC CRANIOSYNOSTOSIS: A SINGLE INSTITUTION'S THIRTY-YEAR EXPERIENCE

10:40 AM - 10:50 AM

Alan Utria (1), Joseph Lopez (2), Regina Cho (3), Gerhard Munding (4), Craig VanderKolk (5), Amir Dorafshar (4), Joseph Lopez (2)

Abstract No: 92

RISK FACTORS FOR PREOPERATIVE DEVELOPMENTAL DELAYS IN SAGITTAL CRANIOSYNOSTOSIS

10:50 AM - 11:00 AM

Thomas Imahiyero (1), Eisha Christian (2), Alexis Johns (3), Pedro Sanchez-Lara (3), Mark Krieger (3), J. Gordon McComb (3), Mark Urata (3), Thomas Imahiyero (1)

Abstract No: 93

SURGERY AGE, ANESTHESIA EXPOSURE, AND NEURODEVELOPMENT IN CHILDREN WITH SINGLE-SUTURE CRANIOSYNOSTOSIS

11:00 AM - 11:10 AM

Erin Wallace (1), Brent Collett (2), Craig Birgfeld (3), Kathleen Kapp-Simon (4), Pravin Patel (5), Jacqueline Starr (6), Matthew Speltz (7), Erin Wallace (1)

Abstract No: 94

ACPA 73RD ANNUAL MEETING SCHEDULE OF EVENTS

Friday, April 8

DISCUSSION

11:10 AM - 11:20 AM

ASSESSING RISK FACTORS FOR HOSPITAL-BASED ACUTE CARE WITHIN 30 DAYS OF CRANIOSYNOSTOSIS SURGERY USING THE HEALTHCARE COST AND UTILIZATION PROJECT (HCUP)

11:20 AM - 11:30 AM

Wen Xu (1), Jing Li (1), Justin Fox (1), Ari Wes (2), Patrick Gerety (3), Scott Bartlett (1), Jesse Taylor (3), Wen Xu (1)

Abstract No: 95

HYBRID BONE ECM – PCL SCAFFOLDS FOR CRANIOFACIAL REGENERATION

11:30 AM - 11:40 AM

Ben Hung (1), Amir Dorafshar (2), Warren Grayson (1), Ben Hung (1)

Abstract No: 96

AN INTERNET-BASED SURGICAL SIMULATOR FOR CRANIOFACIAL SURGERY

11:40 AM - 11:50 AM

Roberto Flores (1), Aaron Olikier (2), Joseph McCarthy (3), Roberto Flores (1)

Abstract No: 97

DISCUSSION

11:50 AM - 12:00 PM

Concurrent Session 2: Speech-Language Pathology

10:30 AM - 12:00 PM - Grand Ballroom D

Chair: *David Zajac, PhD*

Co-Chair: *Adriane Baylis, PhD, CCC-SLP*

Educational Objective: Learners will be able to discuss new research findings or techniques related to treating the speech of cleft/craniofacial patients.

SPEECH, LANGUAGE AND COGNITIVE DELAYS IN PATIENTS WITH NON-SYNDROMIC CRANIOSYNOSTOSIS

10:30 AM - 10:40 AM

Sanjay Naran (1), Matthew Miller (1), Benjamin Ware (1), Liliana Camison (2), Jesse Goldstein (3), Joseph Losee (4), Sanjay Naran (1)

Abstract No: 98

CHANGE IN QOL FOLLOWING VPI SURGERY IN CHILDREN WITH COMPENSATORY MISARTICULATION

10:40 AM - 10:50 AM

Sara Kinter (1), Jonathan Skirko (2), Kathleen Sie (3), Sara Kinter (1)

Abstract No: 99

DEVELOPMENT OF VELOPHARYNGEAL CLOSURE FOR STOP CONSONANTS AND VOWELS IN INFANTS WITH AND WITHOUT REPAIRED CLEFT PALATE

10:50 AM - 11:00 AM

Marziye Eshghi (1), Linda Vallino (2), Adriane Baylis (3), Daniela Vivaldi (4), David Zajac (1), Marziye Eshghi (1)

Abstract No: 100^

DISCUSSION

11:00 AM - 11:20 AM

UNEXPECTED IDENTIFICATION OF LEARNED SPEECH/NONSPEECH VELAR INACTIVATION AFTER LEFORT III DISTRACTION OF THE MIDFACE

11:20 AM - 11:30 AM

Michael VanLue (1), Christine Bueckers (1), Tracy Piette (1), Cathy Henry (2), Arlen Denny (3), Michael VanLue (1)

Abstract No: 102

PERCEPTUAL ASSESSMENT OF VELOPHARYNGEAL COMPETENCE: EXPLORING THE ASSOCIATION BETWEEN TWO METHODS FOR PERCEPTUAL ESTIMATION OF VELOPHARYNGEAL COMPETENCE

11:30 AM - 11:40 AM

Rafaelli Higa Scarmagnani (1), Emilie Hagberg (2), Renata Yamashita (1), Anette Lohmander (2), Rafaelli Higa Scarmagnani (1)

Abstract No: 103

DO AGE RELATED CHANGES EXIST BETWEEN THE LEVEL OF VELOPHARYNGEAL CLOSURE AND THE CERVICAL SPINE?

11:40 AM - 11:50 AM

Kazlin Mason (1), Jamie Perry (1), John Riski (2), Xiangming Fang (1), Kazlin Mason (1)

Abstract No: 104

DISCUSSION

11:50 AM - 12:00 PM

Concurrent Session 3: Genetics & Pediatrics

10:30 AM - 12:00 PM - Grand Ballroom C

Chair: *Yvonne Gutierrez, MD*

Co-Chair: *Anne Hing, MD*

Educational Objective: Learners will be able to discuss new research findings or techniques related to treating cleft/craniofacial patients.

22Q11.2 DUPLICATION SYNDROME: GUIDING MEDICAL MANAGEMENT

10:30 AM - 10:40 AM

Susan Starling Hughes (1), Stephanie Fiedler (2), Lei Zhang (2), Alison Kaye (3)

Abstract No: 105

ASSOCIATION OF MISSENSE VARIANT IN GRHL3 IN A GENOME-WIDE ASSOCIATION STUDY OF ISOLATED CLEFT PALATE

10:40 AM - 10:50 AM

Elizabeth Leslie (1), John Shaffer (1), Jenna Carlson (1), Huan Liu (2), Lina Moreno-Urbe (3), George Wehby (2), Robert Cornell (2), Jeffrey Murray (2), Seth Weinberg (1), Mary Marazita (1), Elizabeth Leslie (1)

Abstract No: 106

IMPACT OF CLEFT LIP/PALATE-ASSOCIATED MUTATIONS IN BMP4 ON SIGNALING ACTIVITY

10:50 AM - 11:00 AM

Eric Tung (1), Edward Anderson (1), Catherine Trebino (1), Stephen Sullivan (2), Helena Taylor (2), Eric Tung (1)

Abstract No: 107

ADDITIONAL PATHOGENIC IRF6 MUTATIONS IN VAN DER WOUDE SYNDROME FROM SUB-SAHARAN AFRICAN POPULATIONS

11:00 AM - 11:10 AM

Lord Gowans (1), Peter Mossey (2), Mekonen Eshete (3), Wasiu Adeyemo (4), Peter Donkor (1), Pius Agbenorku (1), Solomon Obiri-Yeboah (1), Fikre Abate (5), Taye Hailu (5), Jeffrey Murray (6), Azeez Butali (6), Azeez Butali (6)

Abstract No: 108

DISCUSSION

11:10 AM - 11:20 AM

ACPA 73RD ANNUAL MEETING SCHEDULE OF EVENTS

Friday, April 8

GENETIC MEDICINE EVALUATION IMPROVES SURGICAL OUTCOME AND MEDICAL MANAGEMENT FOR PATIENTS WITH OROFACIAL CLEFTING--RECENT CLINICAL CASES

11:20 AM - 11:30 AM

Julie Hoover-Fong (1), Colleen Gioffreda (1), Natalie Beck (1), Kim Seifert (1), Richard Redett (2), Julie Hoover-Fong (1)

Abstract No: 109^

INCIDENCE OF CONGENITAL HEART DISEASE IN NONSYNDROMIC CLEFT LIP AND/OR PALATE: A SYSTEMATIC REVIEW OF THE LITERATURE

11:30 AM - 11:40 AM

Naikhoba Munabi (1), Jordan Swanson (1), Allyn Auslander (2), Pedro Sanchez (3), Sally L Davidson Ward (4), William Magee (1), Naikhoba Munabi (1)

Abstract No: 110

CLEFT LATERALITY AND ASSOCIATIONS WITH OTHER ANOMALIES AND COGNITIVE DELAY

11:40 AM - 11:50 AM

Emily Gallagher (1), Verena Aziz (1), Timothy Cox (1), Babette Saltzman (1), Brent Collett (2), Emily Gallagher (1)

Abstract No: 111

DISCUSSION

11:50 AM - 12:00 PM

Concurrent Session 4: Cleft Lip/Palate Surgery

10:30 AM - 12:00 PM - Grand Ballroom B

Chair: *Raymond Tse, MD*

Co-Chair: *Jennifer Woerner, DMD, MD*

Educational Objective: Learners will be able to discuss new topics related to cleft lip/palate surgery.

'DOCTOR, IS SURGERY ALL I NEED?'

10:30 AM - 10:40 AM

Gosnell Elizabeth (1), Gayle Riemer (1), Sarat (Bobby) Thikkurissy (1), Jay Willging (2), Ann Kummer (1), Cynthia Prows (1), Howard Saal (1), Patricia Bender (1), Richard E. Campbell (1), John van Aalst (2), Gosnell Elizabeth (1)

Abstract No: 112^

CLEFT SURGERY IN NIGERIA: THE EFFECT OF CONFLICT

10:40 AM - 10:50 AM

Rami Sherif (1), Benjamin Massenburg (1), E. Weissler (1), Ethylin Jabs (1), Peter Taub (1), Rami Sherif (1)

Abstract No: 113^

THE MOST UNKIND CUT: THE EFFECT OF THE ALAR-CHEEK JUNCTION INCISION ON NASAL SYMMETRY IN UNILATERAL CLEFT LIP REPAIR

10:50 AM - 11:00 AM

John Menezes (1), Ashish Francis (1), Ashish Francis (1)

Abstract No: 114

TREACHER COLLINS SYNDROME: LONG-TERM OUTCOMES OF CLEFT PALATE REPAIR

11:00 AM - 11:10 AM

Michael Alperovich (1), Michael Golinko (2), Etoile LeBlanc (1), Roberto Flores (3), Michael Alperovich (1)

Abstract No: 115

DISCUSSION

11:10 AM - 11:20 AM

OPTIMIZING THE ALVEOLAR BONE GRAFT: AN IMPROVED POST-OPERATIVE MANAGEMENT PROTOCOL

11:20 AM - 11:30 AM

Wesley Sivak (1), Catharine Garland (2), Michael Bykowski (3), Liliana Camison (1), Jesse Goldstein (4), Joseph Losee (5), Wesley Sivak (1)

Abstract No: 116

INCIDENCE OF MIDFACE HYPOPLASIA AFTER CLEFT PALATE CLOSURE

11:30 AM - 11:40 AM

Ananth Murthy (1), Marilyn Ng (2), Ananth Murthy (1)

Abstract No: 117

RESORBABLE PLATES IN SECONDARY CLEFT NASAL RECONSTRUCTION

11:40 AM - 11:50 AM

Pey-Yi Lin (1), Anthony Gibson (2), Matthew Greives (3), John Teichgraeber (4), Pey-Yi Lin (1)

Abstract No: 118

DISCUSSION

11:50 AM - 12:00 PM

Concurrent Session 5: Nursing/Coordination 1 (Nuts & Bolts)

10:30 AM - 12:00 PM - Grand Ballroom A

Chair: *Iris Sageser, RDH, MS*

Co-Chair: *John Girotto, MD, FAAP, FACS*

Educational Objective: Learners will be able to discuss new research findings or techniques related to team coordination and patient management of cleft/craniofacial patients.

COMPREHENSIVE TEAM MANAGEMENT OF THE PATIENT AND FAMILY UNDERGOING ORTHOGNATHIC SURGERY

10:30 AM - 10:50 AM

Patricia Chibbaro (1), Aileen Blitz (1), Shelley Cohen (1), Deborah Malkoff (1), Margy Maroutsis (1), Sandra Maroutsis (1), Jennifer Ruggiero (1), Lucyna Woldan (1), Patricia Chibbaro (1)

Abstract No: 119

CRANIOSYNOSTOSIS TEAM: A DIFFERENT SPIN ON CRANIOFACIAL TEAM

10:50 AM - 11:00 AM

Karla Haynes (1), Kamala Gipson-McElroy (1), Yvonne Gutierrez (1), Alexis Johns (1), Netsanet Mulugeta (1), Chi Phan (1), Karla Haynes (1)

Abstract No: 120

A MULTIDISCIPLINARY TEAM MODEL FOR PEDIATRIC PATIENTS WITH FACIAL PARALYSIS

11:00 AM - 11:10 AM

Lori Howell (1), Chi Phan (1), Gina Kim (1), Hisela Rauda (1), Dina Bateman (1), Alexis Johns (1), Chi Phan (1)

Abstract No: 121

DISCUSSION

11:10 AM - 11:20 AM

ADDRESSING ANXIETY RELATED TO MEDICAL PROCEDURES THROUGH THE USE OF CANINE THERAPY.

11:20 AM - 11:30 AM

Patricia Stone (1), Michele Mizda (1), Patricia Stone (1)

Abstract No: 122

ACPA 73RD ANNUAL MEETING SCHEDULE OF EVENTS

Friday, April 8

ANIMATION AND INTERACTIVE MEDIA'S EDUCATIONAL AND EMOTIONAL IMPACT ON CHILDREN WITH CLEFT AND THEIR CAREGIVERS (30 MINUTES)

11:30 AM - 11:50 AM

Samantha Olson (1), Eva Mae Natividad (1), Melanie Conrad (1), Samantha Bond (1), Christine Young (1), Pravin Patel (2), Samantha Olson (1)

Abstract No: 123

DISCUSSION

11:50 AM - 12:00 PM

Lunch Break (on your own)

12:00 PM - 1:30 PM

Don't forget to visit the Posters in Room 203 and the Exhibitors in the Pre-Function Foyer

ASCFS Business Meeting/Luncheon**

12:00 PM - 1:30 PM - Room 204-205

Separate registration required.

Open only to American Society of Craniofacial Surgery members.

Nursing/Coordinator Lunch*

12:00 PM - 1:30 PM - Room 210-211

Separate registration required.

ACPA Executive Council Meeting^o

12:00 PM - 3:30 PM - Room 212

Poster Session E

1:00 PM - 5:00 PM - Room 203

Educational Objective: The learner will discuss the subject and findings of the cleft and craniofacial research presented on the posters in this session.

CLEFT CARE IN INTERNATIONALLY ADOPTED CHILDREN FROM CHINA

Alison Kaye (1), Shao Jiang (1), Elizabeth Stueve (1), Shao Jiang (1)

Abstract No: 292

DIFFERENCES IN WEIGHT LOSS AFTER CLEFT LIP AND PALATE REPAIR

Alison Kaye (1), Columbine Che (2), Alison Kaye (1)

Abstract No: 293

THE MEDIAL AND LATERAL NASAL LINING FLAPS FOR NASAL FLOOR CLOSURE IN UNILATERAL AND BILATERAL CLEFT LIP AND PALATE REPAIR

Paul Mittermiller (1), Rohit Khosla (1), Paul Mittermiller (1)

Abstract No: 294

NASOALVEOLAR MOLDING IN CHILDREN WITH UNILATERAL CLEFT LIP AND PALATE: NASOMETRY AND SURGICAL OUTCOMES

Jillian Nyswonger (1), Michael Granger (1), Joseph Williams (1),

Fernando Burstein (1), John Riski (1), Jillian Nyswonger (1)

Abstract No: 295

15 YEAR FOLLOW UP ON THE SAFETY AND EFFICACY OF BOTOX TO IMPROVE LIP APPEARANCE AND DECREASE SCAR FORMATION DURING PRIMARY UNILATERAL CLEFT LIP REPAIR.

Stephanie Koonce (1), Eric Stelnicki (2), Stephanie Koonce (1)

Abstract No: 296

THE RELATIONSHIP BETWEEN INITIAL CLEFT SEVERITY AND MID-CHILDHOOD NASOLABIAL APPEARANCE IN CUCLP

Kathleen Pale (1), Ross Long, Jr (2), Christine Jones (3), Brad Morrow (4), Lisa Russell (5), Thomas Samson (3), Donald R. Mackay (6), Kathleen Pale (1)

Abstract No: 297

COMPARATIVE ANALYSIS OF UTILITY OF ARM RESTRAINERS IN THE PREVENTION OF POSTOPERATIVE COMPLICATIONS & ITS IMPACT ON PARENT PSYCHOLOGY IN CLEFT LIP, PALATE OPERATED PATIENTS.

Dr. Abhay Datarkar (1), Dr. Abhay Datarkar (2)

Abstract No: 298

OPERATIVE METHODS FOR VENOUS MALFORMATION AND VARIOUS FACTORS AFFECTING OUTCOME

Jun Ho Choi (1), Suk Wha Kim (1), Tae Hyun Choi (1)

Abstract No: 299

CLEFT MISSIONS IN MONGOLIAN RURAL AREAS: 16 YEARS EXPERIENCE

Ayanga Gongorjav (1), Tserendulam Dashnyam (1), Erdenesaikhan Magsarjav (1), Bayasgalan Rentsen (1), Erdenetsogt Jargaldavaa (2), Bulgan Baasan (1), Ayanga Gongorjav (1)

Abstract No: 300

TWO-STAGE CORRECTION OF ASYMMETRIC MULTISUTURAL CRANIOSYNOSTOSIS: AN APPROACH TO THE CHILD WITH CRANIAL SCOLIOSIS

Michael Bykowski (1), Sameer Shakir (1), Sanjay Naran (1), Renata Maricevich (2), Jesse Goldstein (3), Joseph Losee (4), Michael Bykowski (1)

Abstract No: 301

REDUCTION CRANIOPLASTY AIDED BY CAD/CAM IN HYDROCEPHALIC MACROCEPHALY

Tuan Truong (1), Rene Myers (2), Patrick Kelley (2), Raymond Harshbarger (2), Tuan Truong (1)

Abstract No: 302

UTILIZATION OF A HEMOSTATIC GELATINOUS SPONGE (GELFOAM®) DURING FURLOW PALATOPLASTY

James Johnston (1), Patrick Gerety (2), Jing Li (3), Scott Bartlett (3), Jesse Taylor (4), Patrick Gerety (2)

Abstract No: 303

DEVELOPMENT OF A REFERENCE TOOL FOR NOVICE CRANIOFACIAL PROVIDERS

Kamala Gipson-McElroy RN, MSN, CPNP-PC (1), Karla Haynes (1), Netsanet Mulugeta (2), Chi Phan (2), Kamala Gipson-McElroy RN, MSN, CPNP-PC (1)

Abstract No: 304

SYSTEMATIC REVIEW OF THREE-DIMENSIONAL PRINTING AND ITS APPLICATIONS IN CRANIOFACIAL AND MAXILLOFACIAL SURGERY

Carly Jacobs (1), Alexander Lin (1), Carly Jacobs (1)

Abstract No: 305

DEVELOPMENT OF VELOPHARYNGEAL CLOSURE FOR DISTRESS AND NON-DISTRESS VOCALIZATIONS IN INFANTS WITH AND WITHOUT REPAIRED CLEFT PALATE

Marziye Eshghi (1), Adriane Baylis (2), Linda Vallino (3), Daniela Vivaldi (4), David Zajac (1), Marziye Eshghi (1)

Abstract No: 306^

*Separate Registration Required | ** Open only to ACPA Members | + Open only to ASCFS Members

◊ Invitation Only | ^Abstract has disclosures, see meeting website for details

ACPA 73RD ANNUAL MEETING SCHEDULE OF EVENTS

Friday, April 8

PRIMARY CLEFT LIP AND NASAL REPAIR WITH AND WITHOUT NASOALVEOLAR MOLDING: A PROSPECTIVE MULTICENTER STUDY
Roberto Flores (1), Richard Kirschner (2), Sean Clouston (3), Barry Grayson (4), Judah Garfinkle (5), Hillary Broder (6), Roberto Flores (1)
Abstract No: 307

COMPARISON OF THE NEED FOR CLEFT LIP VERSUS PALATE REVISION -- A SINGLE SURGEON'S EXPERIENCE IN EIGHT YEARS AND 262 PATIENTS
Cristen Catignani (1), Solomon Obiri-Yeboah (2), John Grant (3), Solomon Obiri-Yeboah (2)
Abstract No: 308

NATIONAL AND TEMPORAL TRENDS IN ROBIN SEQUENCE TREATMENT
Sarah Fernandez (1), Tahereh Soleimani (2), Sunil Tholpady (3), Sarah Fernandez (1)
Abstract No: 309

VARIATION IN TIMING OF PRIMARY PALATE REPAIR BETWEEN AGES 6 TO 24 MONTHS IS NOT ASSOCIATED WITH A SIGNIFICANT VARIATION IN RATE OF SPEECH SURGERY
Cecilia Dalle Ore (1), Anna Schoenbrunner (2), Joyce McIntyre (3), Amanda Gosman (4), Marilyn Jones (5), Cecilia Dalle Ore (1)
Abstract No: 310^A

LEISURE TIME FITNESS AMONG CHILDREN WITH AN ISOLATED NONSYNDROMIC OROFACIAL CLEFT
Stephanie Watkins (1), Robert Meyer (2), Ron Strauss (3), Stephanie Watkins (1)
Abstract No: 311

MANDIBULAR DISTRACTION OSTEOGENESIS IMPROVES FEEDING IN INFANTS WITH PIERRE ROBIN SEQUENCE
Derek Steinbacher (1), Sharon Marczewski (2), Patricia Vitagliano (2)
Abstract No: 312^A

MODIFICATION OF THE MELBOURNE TECHNIQUE FOR TOTAL CALVARIAL VAULT REMODELING
Paul Hwang (1), Christopher Hughes (1), John Meara (1), Paul Hwang (1)
Abstract No: 313

UTILIZATION OF VELOPHARYNGEAL MUSCLE MORPHOLOGY FOR ADVANCED TREATMENT OF SUBMUCOUS CLEFT PALATE
Graham Schenck (1), Jamie Perry (1), Xiangming Fang (1), Graham Schenck (1)
Abstract No: 314

Concurrent Session 6: ASCFS 2

1:30 PM - 3:00 PM - Salon A & B

Chair: *Anna Kuang, MD*

Co-Chair: *James Smartt, MD*

Educational Objective: Learners will be able to discuss new research findings or surgical management techniques related to craniofacial surgery.

3D PRINTING FOR CRANIOFACIAL SURGERY: A SINGLE INSTITUTION'S THREE YEAR EXPERIENCE
1:30 PM - 1:40 PM
Huay-Zong Law (1), Min-Jeong Cho (2), Christopher Derderian (3), James Seaward (2), Rami Hallac (4), Alex Kane (2), James Smartt (5), Huay-Zong Law (1)
Abstract No: 124

POSTERIOR VAULT DISTRACTION OSTEOGENESIS FOR CRANIAL EXPANSION IN OLDER PATIENTS: PERIOPERATIVE OUTCOMES
1:40 PM - 1:50 PM
Jing Li (1), Wen Xu (2), Patrick Gerety (3), Scott Bartlett (2), Jesse Taylor (4), Jing Li (1)
Abstract No: 125

ESTABLISHING NORMATIVE TEMPLATES FOR CRANIAL VAULT REMODELING UTILIZING AN AUTOMATIC COMPUTATIONAL FRAMEWORK
1:50 PM - 2:00 PM
Shola Olorunnipa (1), Eric Wang (2), Binhang Yuan (3), Ron Goldman (3), David Khechoyan (2), Shola Olorunnipa (1)
Abstract No: 126

LONG TERM OUTCOME OF ENDOSCOPIC SAGITTAL SYNOSTOSIS REPAIR. A REVIEW OF 178 CASES OVER A 10 YEAR PERIOD AND A PROSPECTIVE COMPARISON TO OPEN CRANIAL VAULT REMODELING.
2:00 PM - 2:10 PM
Eric Stelnicki (1), Dean Hertzler (2), Eric Stelnicki (3)
Abstract No: 127

DISCUSSION
2:10 PM - 2:20 PM

NUTRITIONAL OUTCOMES IN SYMPTOMATIC PIERRE ROBIN SEQUENCE: A COMPARISON BETWEEN TONGUE LIP ADHESION AND MANDIBLE DISTRACTION
2:20 PM - 2:30 PM
Christopher Chang (1), Gerhard Munding (2), Alan Utria (3), S. Alex Rottgers (4), Srinivas Susarla (2), Richard Redett (2), Anand Kumar (5), Christopher Chang (1)
Abstract No: 128

3-DIMENSIONAL AIRWAY VOLUME FOLLOWING DISTRACTION OSTEOGENESIS FOR PIERRE ROBIN SEQUENCE.
2:30 PM - 2:40 PM
Derek Steinbacher (1), Julie Mhlaba (2), Russell Reid (2), Elizabeth Zellner (3)
Abstract No: 129^A

MANDIBULAR DISTRACTION OSTEOGENESIS IN HEMIFACIAL MICROSOMIA: WHAT IS APPROPRIATE SURGICAL TIMING?
2:40 PM - 2:50 PM
John Polley (1), John Girotto (2), Robert Mann (1), John Polley (1)
Abstract No: 130

DISCUSSION
2:50 PM - 3:00 PM

Concurrent Session 7: Imaging

1:30 PM - 3:00 PM - Grand Ballroom D

Chair: *Pat Ricalde, DDS, MD*

Co-Chair: *Chad Perlyn, MD, PhD*

Educational Objective: Learners will be able to discuss new research findings or techniques related to treating cleft/craniofacial patients.

ACPA 73RD ANNUAL MEETING SCHEDULE OF EVENTS

Friday, April 8

PHARYNGEAL DIMENSIONS OF INDIVIDUALS WITH CLEFT LIP/PALATE AND MAXILLOMANDIBULAR DISCREPANCY: 3D TOMOGRAPHIC ANALYSIS OF PREDISPOSING FACTORS FOR OBSTRUCTIVE SLEEP APNEA.

1:30 PM - 1:40 PM

Ivy Trindade-Suedam (1), Thiago Lima (1), Leticia Campos (2), Trindade Inge (2), Ivy Trindade-Suedam (3)

Abstract No: 131

CHANGES IN VELOPHARYNGEAL FUNCTION AFTER PALATOPLASTY: A LONG-TERM FOLLOW-UP STUDY USING ELECTRONIC NASOPHARYNGOSCOPE IN PATIENTS WITH CLEFT PALATE

1:40 PM - 1:50 PM

Wancong Zhang (1), Shijie Tang (1), Weiying Li (2), Wancong Zhang (1)

Abstract No: 132

RELATIONSHIP OF A METOPIC RIDGE AND ANTERIOR CRANIAL VOLUME MEASURED BY A NON-INVASIVE LASER SHAPE DIGITIZER

1:50 PM - 2:00 PM

Nathan Applegren (1), Chase Derrick (1), Kristina Aldridge (1), Arshad Muzaffar (2), Chase Derrick (1)

Abstract No: 133

A METHOD FOR RIGOROUSLY DIFFERENTIATING BETWEEN BENIGN METOPIC RIDGE AND METOPIC CRANIOSYNOSTOSIS WARRANTING SURGICAL INTERVENTION USING THREE-DIMENSIONAL CURVATURE ANALYSIS

2:00 PM - 2:10 PM

Min-Jeong Cho (1), Alex Kane (1), James Seaward (1), Rami Hallac (2), Min-Jeong Cho (1)

Abstract No: 134

DISCUSSION

2:10 PM - 2:20 PM

QUANTIFYING NORMAL FACIAL FORM AND BASELINE FACIAL ASYMMETRY IN THE PEDIATRIC POPULATION

2:20 PM - 2:30 PM

Min-Jeong Cho (1), Rami Hallac (2), Jananie Ramesh (1), James Seaward (1), Nuno V Hermann (3), Tron A. Darvann (4), Angelo Lipira (5), Alex Kane (1), Min-Jeong Cho (1)

Abstract No: 135

FACIAL AVERAGENESS SCORE AS A MEASURE OF FACIAL ATTRACTIVENESS IN EVALUATING A SEQUENCE OF SECONDARY CLEFT SURGERIES

2:30 PM - 2:40 PM

Ambika Chadha (1), Paul Georg (2), Piet Haers (2), Ambika Chadha (1)

Abstract No: 136

RELIABILITY OF DOLPHIN3D AND MIMICS BASE SOFTWARES FOR THE ASSESSMENT OF PHARYNGEAL DIMENSIONS OF CLEFT LIP AND PALATE INDIVIDUALS.

2:40 PM - 2:50 PM

Ivy Trindade-Suedam (1), Thiago Lima (2), Luiz Pimenta (3), Ivy Trindade-Suedam (1)

Abstract No: 137

DISCUSSION

2:50 PM - 3:00 PM

Concurrent Session 8: Craniofacial Biology

1:30 PM - 3:00 PM - Grand Ballroom C

Emet Schneiderman, PhD

Sunil Tholpady, MD, PhD

Educational Objective: Learners will be able to discuss new research findings or techniques related to treating cleft/craniofacial patients.

AUTOLOGOUS STEM-CELL BASED THERAPIES FOR TREATMENT OF THE ALVEOLAR CLEFT

1:30 PM - 1:40 PM

Montserrat Caballero (1), Shan Zhengyuan (2), Jacob Knorr (3), Donna Jones (2), Kelly Woods (2), John van Aalst (4), Montserrat Caballero (1)

Abstract No: 138

THYROID HORMONE EXPOSURE DRIVES SFRP4 OVER-EXPRESSION AND WNT ANTAGONISM IN CALVARIAL SUTURE CELLS

1:40 PM - 1:50 PM

R Howie (1), Emily Durham (1), Laurel Black (1), Ryan Kelly (1), Jeremy Barth (1), Amanda LaRue (1), James Cray (1)

Abstract No: 139

CRANIOFACIAL STRUCTURE VARIATIONS IN PATIENTS WITH VELOPHARYNGEAL INCOMPETENCE

1:50 PM - 2:00 PM

Ariela Nachmany (1), Dror Aiezenbud (2), Omri Emodi (3), Firas Kassem (4), Ariela Nachmany (4)

Abstract No: 140

CHARACTERIZATION OF THE VASCULAR POTENTIAL OF MUSCLE DERIVED STEM CELLS FOR BONE REGENERATION

2:00 PM - 2:10 PM

Howard Wang (1), Qiongyu Guo (1), Joseph Lopez (1), Denver Lough (1), Anand Kumar (1), Howard Wang (1)

Abstract No: 141

DISCUSSION

2:10 PM - 2:20 PM

CRANIAL BONE REGENERATION WITH LOW DOSE BMP-2 AMPLIFIED BY PEPTIDE AMPHIPHILE NANOFIBERS WITH COLLAGEN

2:20 PM - 2:30 PM

Akishige Hokugo (1), Situo Zhou (2), Kameron Rezzadeh (2), Luis Segovia (1), Reza Jarrahy (2), Akishige Hokugo (3)

Abstract No: 142

BMP-2 ALVEOLAR CLEFT RECONSTRUCTION REDUCES SAGITTAL GROWTH ON LATERAL CEPHALOMETRIC ANALYSIS, RELATED TO AGE AT BMP-2 PLACEMENT

2:30 PM - 2:40 PM

Lawrence Rudolf (1), Jeremy Goss (1), Margie Hunter (1), Eric Armbrrecht (1), Ross Long, Jr (2), Alexander Lin (1), Lawrence Rudolf (1)

Abstract No: 143

HIGHER DOSAGES OF BMP-2 RESULT IN HIGHER RATES OF POSTOPERATIVE NASAL STENOSIS WHEN USED IN ALVEOLAR CLEFT REPAIR

2:40 PM - 2:50 PM

Jeremy Goss (1), Margie Hunter (1), Eric Armbrrecht (2), Alexander Lin (1), Jeremy Goss (1)

Abstract No: 144

ACPA 73RD ANNUAL MEETING SCHEDULE OF EVENTS

Friday, April 8

DISCUSSION

2:50 PM - 3:00 PM

Concurrent Session 9: Psychosocial/Quality of Life

1:30 PM - 3:00 PM - Grand Ballroom B

Chair: *International Journal of Oral and Maxillofacial Surgery*

Co-Chair: *Canice Crerand, PhD*

Educational Objective: Learners will be able to discuss new research findings or techniques related to quality of life of cleft/craniofacial patients.

CAREGIVER RESPONSES TO EARLY CLEFT PALATE CARE: A MIXED METHOD APPROACH

1:30 PM - 1:40 PM

Lacey Sischo (1), Sean Clouston (2), Hillary Broder (3), Lacey Sischo (1)

Abstract No: 145

PSYCHOSOCIAL RISK ASSESSMENT IN FAMILIES OF CHILDREN WITH CRANIOFACIAL CONDITIONS: EVALUATING THE UTILITY OF THE PSYCHOSOCIAL ASSESSMENT TOOL-CRANIOFACIAL VERSION

1:40 PM - 1:50 PM

Canice Crerand (1), Jennifer Litteral (1), Pete Muenks (1), Katherine Eastman (1), Gregory Pearson (1), Richard Kirschner (1), Canice Crerand (1)

Abstract No: 146

THE RAMIFICATIONS OF EXCLUDING CHILDREN WITH VISIBLE DIFFERENCES AND DISABILITIES IN CHILDREN'S PICTURE BOOKS IN AMERICA

1:50 PM - 2:00 PM

Charlene Pell (1), Samantha Martin (2), Patricia Pell (3)

Abstract No: 147

INCIDENCE OF POSTPARTUM DEPRESSION IN MOTHERS OF INFANTS WITH CLEFT LIP/PALATE

2:00 PM - 2:10 PM

Alexis Johns (1), Karla Haynes (1), Netsanet Mulugeta (1), Kamala Gipson-McElroy (1), Chi Phan (1), Alexis Johns (1)

Abstract No: 148

DISCUSSION

2:10 PM - 2:20 PM

QUALITY OF LIFE AMONG MOTHERS OF CHILDREN WITH 22Q11.2 DELETION SYNDROME

2:20 PM - 2:30 PM

Anna Thurmes (1), Wendy Looman (1), Tai Mendenhall (2), Anna Thurmes (1)

Abstract No: 149

HEALTH-RELATED QUALITY OF LIFE AND THE DESIRE FOR REVISION SURGERY AMONG CHILDREN WITH CLEFT LIP AND PALATE

2:30 PM - 2:40 PM

Kavitha Ranganathan (1), Michaela Baker (1), Danielle Shapiro (1), Christian Vercler (1), Steve Kasten (1), Seth Warschausky (1), Steven Buchman (1), Jennifer Waljee (1), Kavitha Ranganathan (1)

Abstract No: 150

INCIDENCE AND OUTCOMES OF CHILD PROTECTIVE SERVICES REFERRAL IN A CLEFT LIP AND PALATE POPULATION

2:40 PM - 2:50 PM

Alison Kaye (1), Susan Martin (1), Sandra Lybrand (1), Susan Martin (1)

Abstract No: 151

Concurrent Session 10: Nursing/Coordination 2 (Nuts & Bolts)

1:30 PM - 3:00 PM - Grand Ballroom A

Chair: *Patricia Bender, PCNS-BC*

Co-Chair: *Lora Hindenburg, RN, MSN*

Educational Objective: Learners will be able to discuss new research findings or techniques related to team coordination and patient management of cleft/craniofacial patients.

BREASTFEEDING PRACTICES IN NEWBORNS WITH CLEFT LIP AND/OR PALATE

1:40 PM - 1:50 PM

Alison Kaye (1), Carol Cattaneo (2), Helen Huff (1), Carol Cattaneo (2)

Abstract No: 152

FEEDING AND WEIGHT CHECK PARENT EDUCATION CLINIC: A BEST PRACTICE FOR PATIENTS WITH CLEFT LIP/PALATE

1:50 PM - 2:10 PM

Julie Cook (1), Laura Hanna (2), Elizabeth Wetz (3), Kaylee Williams (3), Jessica Woods (4), Cortney Van't Slot (2), Savannah Brown (3), Julie Cook (1)

Abstract No: 153

ADHERENCE IN EARLY CLEFT CARE: A PILOT STUDY

2:10 PM - 2:20 PM

Laura Garcia (1), Alexis Johns (1), Noreen Clarke (1), Laura Garcia (1)

Abstract No: 154

DISCUSSION

2:20 PM - 2:30 PM

CLEFT-CRANIOFACIAL CARE AND MILITARY FAMILIES

2:30 PM - 2:50 PM

Michael Nelson (1), Michael Nelson (1)

Abstract No: 155

DISCUSSION

2:50 PM - 3:00 PM

Afternoon Break

3:00 PM - 3:30 PM - 2nd Floor Pre-function Foyer

Don't forget to visit the Posters in Room 203 and the Exhibitors in the Pre-Function Foyer.

Exhibitor Breakdown

3:30 PM - 5:00 PM

Concurrent Session 11: Craniosynostosis/Mandibular Distraction

3:30 PM - 5:00 PM - Salon A & B

Chair: *Richard Burton, DDS, MS*

Co-Chair: *Jason Ulm, MD*

Educational Objective: Learners will be able to discuss new research findings or surgical management techniques related to Craniosynostosis/Mandibular Distraction.

ACPA 73RD ANNUAL MEETING SCHEDULE OF EVENTS

Friday, April 8

IMPACT OF BLOOD ORDERING PROTOCOL ON PATIENTS UNDERGOING CRANIAL VAULT REMODELING

3:30 PM - 3:40 PM

Navid Pourtaheri (1), Hollie Reeves (2), Jamal Nofal (1), Anne Capetillo (1), Maura Berkelhamer (1), Katharine Downes (1), Gregory Lakin (1), Navid Pourtaheri (1)

Abstract No: 156

OUTCOMES ANALYSIS OF MANDIBULAR DISTRACTION OSTEOGENESIS: TREACHER COLLINS VERSUS ROBIN SEQUENCE

3:40 PM - 3:50 PM

Gil Nardini (1), Christopher Runyan (2), Pradip Shetye (3), Joseph McCarthy (4), David Staffenberg (4), Roberto Flores (5), Gil Nardini (1)

Abstract No: 157

METOPIC CRANIOSYNOSTOSIS: A DEMOGRAPHIC ANALYSIS OUTSIDE AN URBAN ENVIRONMENT

3:50 PM - 4:00 PM

Katelyn Bennett (1), Rebecca Bickham (1), Adina Robinson (1), Steven Buchman (2), Christian Vercler (1), Katelyn Bennett (1)

Abstract No: 158

DISCUSSION

4:00 PM - 4:10 PM

A SURVEY OF THE ASCFS MEMBERSHIP: HOW BIG IS A "CRITICAL" CRANIAL DEFECT, SHOULD IT BE REPAIRED, AND HOW?

4:10 PM - 4:20 PM

Sanjay Naran (1), Liliana Camison (2), Joseph Losee (3), Jesse Goldstein (4), Sanjay Naran (1)

Abstract No: 159

PRE- TO POSTOPERATIVE CHANGES IN ORBITAL DYSMORPHOLOGY IN UNICORONAL CRANIOSYNOSTOSIS FOLLOWING ENDOSCOPIC REPAIR

4:20 PM - 4:30 PM

Leahthan Domeshek (1), Albert Woo (2), Gary Skolnick (3), Sybill Naidoo (4), Matthew Smyth (2), Mark Proctor (5), Kamlesh Patel (6), Leahthan Domeshek (1)

Abstract No: 160[^]

LONG-TERM CHARACTERIZATION OF CRANIAL DEFECTS AFTER SURGICAL CORRECTION FOR SINGLE-SUTURE CRANIOSYNOSTOSIS

4:30 PM - 4:40 PM

Sindhoora Murthy (1), Gary Skolnick (2), Zhiyang Huang (3), Sybill Naidoo (3), Kamlesh Patel (4), Tao Ju (3), Albert Woo (2), Sindhoora Murthy (1)

Abstract No: 161[^]

NORMAL METOPIC CLOSURE PROCEEDS SIMILARLY BETWEEN DIFFERENT ETHNICITIES

4:40 PM - 4:50 PM

Vilaas Shetty (1), Kashyap Tadisina (1), Alexander Lin (2), Kashyap Tadisina (1)

Abstract No: 162

DISCUSSION

4:50 PM - 5:00 PM

Concurrent Session 12: Team Care

3:30 PM - 5:00 PM - Grand Ballroom D

Chair: *Gregory Allen, MD*

Co-Chair: *Lynn Fox, MA, MEd, CCC-SLP*

Educational Objective: Learners will be able to discuss new research findings or techniques related to team care.

PARENT EXPERIENCES IN PRENATAL VISITS FOR INFANTS WITH CLEFT LIP AND PALATE

3:30 PM - 3:40 PM

Casey Anderson (1), Irene Doringo (1), John Teichgraeber (2), Matthew Greives (1), Matthew Greives (1)

Abstract No: 163

AUDIOLOGIC GUIDELINES IN A COHORT OF PATIENTS WITH CLEFT PALATE -- HOW CAN WE COMPARE?

3:40 PM - 3:50 PM

Louisa Ferguson (1), Craig Russell (2), David Wynne (3), Louisa Ferguson (1)

Abstract No: 164

PROSPECTIVE EVALUATION OF AIRWAY AND FEEDING OUTCOMES OF MANDIBULAR DISTRACTION, TONGUE-LIP ADHESION AND CONSERVATIVE MANAGEMENT IN PIERRE-ROBIN SEQUENCE

3:50 PM - 4:00 PM

Ibrahim Khansa (1), Courtney Hall (1), Lauren Madhoun (1), Mark Splaingard (1), Adriane Baylis (1), Richard Kirschner (1), Gregory Pearson (1), Ibrahim Khansa (1)

Abstract No: 165[^]

ACHES, PAINS AND PLEASURES OF BUILDING AN INTERDISCIPLINARY CLEFT-CRANIOFACIAL ELECTRONIC MEDICAL RECORD

4:00 PM - 4:10 PM

Marilyn Cohen (1), Mark LaRosa (2), Martha Matthews (3), Sharon Stratton (2), Marilyn Cohen (1)

Abstract No: 166

DISCUSSION

4:10 PM - 4:20 PM

THE DRIVERS OF ACADEMIC SUCCESS IN CLEFT AND CRANIOFACIAL CENTERS: A TEN YEAR ANALYSIS OF OVER 2000 PUBLICATIONS

4:20 PM - 4:30 PM

Natalie Plana (1), Jonathan Massie (1), Marleigh Stern (1), Michael Alperovich (1), Christopher Runyan (1), David Staffenberg (1), Leonidas Koniaris (2), Pradip Shetye (1), Barry Grayson (1), J. Rodrigo Diaz-Siso (1), Roberto Flores (1), Natalie Plana (1)

Abstract No: 167

15 YEAR RETROSPECTIVE CLINICAL STUDY OF A SINGLE LARGE TERTIARY CLEFT CENTER: CLINICAL OUTCOMES OF THE MODIFIED-STAGED CLEFT PALATOPLASTY

4:30 PM - 4:40 PM

Kyunghoon Chung (1), Rodney Schmelzer (1), Louis Morales Jr. (1), Kyunghoon Chung (1)

Abstract No: 168

ACPA 73RD ANNUAL MEETING SCHEDULE OF EVENTS

Friday, April 8

#CLEFT: SOCIAL MEDIA USE AMONG PARENTS OF INFANTS WITH CLEFTS
4:40 PM - 4:50 PM - *Joseph Khouri (1), Melisande McCheyne (1), Clinton Morrison (2), Joseph Khouri (1)*
Abstract No: 169

DISCUSSION

4:50 PM - 5:00 PM

EARLY IDENTIFICATION OF AUTISM IN CHILDREN WITH CRANIOFACIAL ANOMALIES: ARE WE DOING ENOUGH AT TEAM?
4:40 PM - 4:50 PM
Aaron Tanner (1), Aaron Tanner (1)
Abstract No: 176

DISCUSSION

4:50 PM - 5:00 PM

Concurrent Session 13: Health Service Research/Epidemiology
3:30 PM - 5:00 PM - Grand Ballroom C
Chair: *Howard Saal, MD*
Educational Objective: Learners will be able to discuss new research findings or techniques related to Health Service Research/Epidemiology.

ROBIN SEQUENCE: RISK FACTORS FOR A MULTIFACTORIAL DEVELOPMENTAL SEQUENCE
3:30 PM - 3:40 PM
Kelly Evans (1), Daniela Luquetti (2), Brian Leroux (3), Babette Saltzman (4), Noel Weiss (5), Kelly Evans (1)
Abstract No: 170

DID HURRICANE AFFECT THE PREVALENCE OF ORAL CLEFTS AMONG CHILDREN AGED 0-3 YEARS BORN IN THE STATE OF LOUISIANA 2005-2008?
3:40 PM - 3:50 PM
Adejoke Fatunde (1), Adejoke Fatunde (1)
Abstract No: 171

PATTERNS OF OROFACIAL CLEFTING IN NEW YORK CITY FROM 1983-2010: THE IMPACT OF ETHNICITY, BIRTHPLACE AND OTHER DEMOGRAPHIC FACTORS.
3:50 PM - 4:00 PM
Sydney Butts (1), Simone Reynolds (2), Lyuba Gitman (1), Prayag Patel (1), Hanson Zhao (1), Michael Joseph (2), Sydney Butts (1)
Abstract No: 172

PARENTAL AGE IN RELATION TO SEVERITY OF CLEFTING
4:00 PM - 4:10 PM
Nuno V Hermann (1), Tron A. Darvann (2), Sven Kreiborg (3), Nuno V Hermann (1)
Abstract No: 173

DISCUSSION

4:10 PM - 4:20 PM

BREAST MILK FEEDING RATES IN PATIENTS WITH CLEFT LIP AND PALATE AT A NORTH AMERICAN CRANIOFACIAL CENTER
4:20 PM - 4:30 PM
Michael Alperovich (1), Jordan Frey (1), Pradip Shetye (2), Barry Grayson (3), Raj Vyas (4), Michael Alperovich (1)
Abstract No: 174

CLEFT WIDTH IS A POSITIVE PREDICTOR OF NOCTURNAL DESATURATION IN SYNDROMIC CLEFT PALATE PATIENTS
4:30 PM - 4:40 PM
Bernard Robertson (1), John Biddlestone (2), Asmat Din (3), David Wynne (4), Mark Devlin (4), Craig Russell (5), Bernard Robertson (1)
Abstract No: 175

Concurrent Session 14: Orthodontics/Orthognathic Surgery
3:30 PM - 5:00 PM - Grand Ballroom B
Chair: *Deji Fashemo, DDS, MPH*
Educational Objective: Learners will be able to discuss new research findings or techniques related to orthodontic and orthognathic treatment of cleft/craniofacial patients.

COMPARISON OF CEPHALOMETRIC MIDFACE FORM IN PATIENTS WITH UCLP, TREATED WITH TRADITIONAL OR NO PSIO (EUROCLEFT STUDY) AND PATIENTS TREATED WITH NAM (NYU)
3:30 PM - 3:40 PM
Elcin Esenlik (1), Yousef Al Awadhi (2), Sean Clouston (3), Marcie Rubin (4), Pradip Shetye (5), Barry Grayson (6), Elcin Esenlik (1)
Abstract No: 177

A MODIFIED NASOALVEOLAR MOLDING TECHNIQUE FOR CORRECTION OF UNILATERAL CLEFT NOSE DEFORMITY
3:40 PM - 3:50 PM
Yu-Fang Liao (1), Yu-Fang Liao (1)
Abstract No: 178

CEPHALOMETRIC CORRECTION OF SEVERE MICRORETROGNATHIA USING CURVILINEAR MANDIBULAR DISTRACTION OSTEOGENESIS
3:50 PM - 4:00 PM
Jing Li (1), Wen Xu (2), Patrick Gerety (3), Scott Bartlett (2), Jesse Taylor (4), Jing Li (1)
Abstract No: 179

3D ASSESSMENT OF THE BONE ANCHORED MAXILLARY PROTRACTION IN PATIENTS WITH UNILATERAL ALVEOLAR CLEFT
4:00 PM - 4:10 PM
Mariia Yatabe (1), Renato Faco (2), Hugo De Clerck (3), Antonio Ruellas (4), Tung Nguyen (3), Lucia Cevitanes (5), Daniela Garib (6), Mariia Yatabe (1)
Abstract No: 180

DISCUSSION

4:10 PM - 4:20 PM

INTRINSIC AND EXTRINSIC DENTAL PREDICTORS FOR MAXILLARY HYPOPLASIA AND LE FORT I ADVANCEMENT IN CLEFT PATIENTS
4:20 PM - 4:30 PM
Han Hoang (1), Rizal Lim (1), Thomas Willson (1), Miles Pfaff (1), James Bradley (2), Libby Wilson (3), Justine Lee (1), Han Hoang (1)
Abstract No: 181

FACIAL GROWTH IN UNILATERAL CLEFT LIP AND PALATE TREATED WITH ALVEOLAR BONE GRAFTING AT 6 YEARS: COMPARISON WITH AMERICLEFT DATA
4:30 PM - 4:40 PM
Jean-Charles Doucet (1), Kathleen Russell (1), John Daskalogiannakis (2), Nick Emanuele (3), Lindsay James (3), Patricia Glick (4), Michelle Kornbluth (5), Thomas Sitzman (6), STEPHEN BEALS (7), Ronald Reed Hathaway (6), Jean-Charles Doucet (3)
Abstract No: 182

ACPA 73RD ANNUAL MEETING SCHEDULE OF EVENTS

Friday, April 8 - Saturday, April 9

FEASIBILITY AND COST ANALYSIS OF OUTPATIENT ALVEOLAR BONE GRAFT SURGERY

4:40 PM - 4:50 PM

Christopher Runyan (1), Marleigh Stern (2), Jonathan Massie (3), Roberto Flores (4), Marleigh Stern (2)

Abstract No: 183

DISCUSSION

4:50 PM - 5:00 PM

Concurrent Session 15: Nursing/Coordination 3 (Nuts & Bolts)

3:30 PM - 5:00 PM - Grand Ballroom A

Chair: *Judy Marciel, MSN, RN, PCNS, CPNP, APN*

Co-Chair: *Amanda Smith, RN, BSN, CPN*

Educational Objective: Learners will be able to discuss new research findings or techniques related to team coordination and patient management of cleft/craniofacial patients.

THE NURSE PRACTITIONER ROLE IN SAFE AND EFFECTIVE EARLY CLEFT LIP AND NASAL REPAIR.

3:30 PM - 3:40 PM

Kamala Gipson-McElroy RN, MSN, CPNP-PC (1), Netsanet Mulugeta (2), Kamala Gipson-McElroy RN, MSN, CPNP-PC (1)

Abstract No: 184

IMPROVING ACCESS TO CLEFT CARE

3:40 PM - 3:50 PM

Helen Lau (1), Helen Lau (1)

Abstract No: 185

EMR MADE EASY: A METHOD OF CLINICAL DOCUMENTATION THAT STREAMLINES GENERATION OF RESEARCH DATA WHILE ALSO GENERATING A MULTIDISCIPLINARY TEAM LETTER

3:50 PM - 4:00 PM

Shola Olorunnipa (1), Cristina Hernandez (1), Laura Monson (1), Shola Olorunnipa (1)

Abstract No: 186

UTAH CLEFT/CRANIOFACIAL CLINIC TELEHEALTH EXPERIENCE

4:00 PM - 4:10 PM

Natalee Lyon (1), Duane Yamashiro (2), Natalee Lyon (1)

Abstract No: 187

DISCUSSION

4:10 PM - 4:20 PM

PROVIDING CHARITY CARE TO PATIENTS - IS IT POSSIBLE?

4:20 PM - 4:30 PM

Patricia Chibbaro (1), Jennifer Ruggiero (1), Patricia Chibbaro (1)

Abstract No: 188

GLAMOUR DAY FOR GIRLS WITH FACIAL DIFFERENCES: MORE THAN JUST A FUN DAY

4:30 PM - 4:40 PM

Carolyn Walborn (1), Kavitha Ranganathan (2), Steven Buchman (3), Steve Kasten (1), Christian Vercler (1), Carolyn Walborn (1)

Abstract No: 189

ENHANCEMENT OF PATIENT CARE THROUGH TABLET USE/FACE TIME IN THE CRANIOFACIAL CLINIC SETTING

4:40 PM - 4:45 PM

Carolyn Walborn (1), Todd Thurston (1), Steven Buchman (2), Steve Kasten (1), Christian Vercler (1), Carolyn Walborn (1)

Abstract No: 190

REFLECTIONS ON 25+ YEARS AS A PEDIATRIC CRANIOFACIAL NURSE - MY TOP 10 LIST...

4:45 PM - 4:50 PM

Patricia Chibbaro (1), Patricia Chibbaro (1)

Abstract No: 191

DISCUSSION

4:50 PM - 5:00 PM

Quality of Life Dinner^o

6:00 PM - 9:00 PM - Room 212

ASCFS Craniofacial Program Directors Meeting^o

5:00 PM - 7:00 PM - Room 209

International Reception

5:30 PM - 6:30 PM - Room 204-205

International attendees are invited to attend a networking reception.

SATURDAY, APRIL 9

Registration

7:30 AM - 1:00 PM - 2nd Floor Registration Desk

Speaker Ready Room

7:30 AM - 12:00 PM - Room 207

Concurrent General Session D: Outcomes

8:00 AM - 9:00 AM - Grand Ballroom A

Chair: *Scott A. Dailey, PhD*

Educational Objective: The learner will describe 3 different topics presented in the Outcomes Concurrent General Session related to quality of care and or surgical outcomes.

CROWDSOURCING AS A NOVEL METHOD FOR THE EVALUATION OF POSTOPERATIVE OUTCOMES IN UNILATERAL CLEFT LIP REPAIR

8:00 AM - 8:10 AM

Eugene Oh (1), Raymond Tse (2), Eugene Oh (1)

Abstract No: 192

PATIENT-REPORTED HEALTH RELATED QUALITY OF LIFE AND SOCIAL OUTCOMES: A COMPARISON BETWEEN ADOPTED AND BIOLOGIC CHILDREN WITH CLEFT LIP AND CLEFT PALATE

8:10 AM - 8:20 AM

Ryan Reusche (1), Kavitha Ranganathan (2), Todd Thurston (3), Christian Vercler (3), Steven Buchman (4), Jennifer Waljee (3), Todd Thurston (3)

Abstract No: 193

ACPA 73RD ANNUAL MEETING SCHEDULE OF EVENTS

Saturday, April 9

3D CBCT VOLUMETRIC OUTCOMES OF RHBMP-2 WITH DEMINERALIZED BONE MATRIX SCAFFOLD VS. ILIAC CREST BONE GRAFT FOR ALVEOLAR CLEFT RECONSTRUCTION

8:20 AM - 8:30 AM

Fan Liang (1), Jeffrey Hammoudeh (2), Mark Urata (2), Thomas Imahiyebo (3), Stephen Yen (4), Sheila Nazarian Mobin (5), Luke Sanborn (2), Fan Liang (1)

Abstract No: 194

METHODS OF REPORTING SURGICAL OUTCOMES AND DETERMINING "SUCCESS" FOLLOWING PALATOPLASTY AND VELOPHARYNGEAL SURGERY: A SYSTEMATIC REVIEW

8:30 AM - 8:40 AM

Ann Kummer (1), Hedieh Hashemi Hosseinabad (2), Erin Redle (2), Stacey Clark (3), Hedieh Hashemi Hosseinabad (2)

Abstract No: 195[^]

SPEECH OUTCOME AFTER PHARYNGEAL FLAP SURGERY IN 22Q11.2 DELETION SYNDROME

8:40 AM - 8:50 AM

Adriane Baylis (1), Rachel Whitney (2), Gregory Pearson (1), Maura Natale (1), Richard Kirschner (1), Adriane Baylis (1)

Abstract No: 196[^]

DISCUSSION

8:50 AM - 9:00 AM

Concurrent General Session E: International Care

9:00 AM - 10:00 AM - Grand Ballroom A

Chair: *Fadekemi Oginni, BChD, FMCDS, FWACS*

Educational Objective: The learner will describe 3 different topics presented in the International Care Concurrent General Session related to barriers to care or outcomes.

BARRIERS TO SURGICAL CARE FOR CHILDREN WITH CLEFT LIP AND PALATE AROUND THE WORLD

9:00 AM - 9:10 AM

Benjamin Massenburg (1), Hillary Jenny (1), Saurabh Saluja (2), John Meara (2), Mark Shrimme (3), Nivaldo Alonso (4), Benjamin Massenburg (1)

Abstract No: 197[^]

EFFICACY OF FACILITATED CAPACITY BUILDING IN PROVIDING CLEFT LIP AND PALATE CARE IN LOW- AND MIDDLE-INCOME COUNTRIES

9:10 AM - 9:20 AM

Hillary Jenny (1), Benjamin Massenburg (1), Saurabh Saluja (2), John Meara (3), Mark Shrimme (4), Nivaldo Alonso (5), Hillary Jenny (1)

Abstract No: 198[^]

FACIAL SYMMETRY INDEX AS A MEASURE OF POST-OPERATIVE OUTCOME IN COMPLETE UNILATERAL CLEFT LIP PATIENTS USING 3D PHOTOGRAPHS.

9:20 AM - 9:30 AM

Ambika Chadha (1), Paul Georg (2), Piet Haers (2), Paul Georg (2)

Abstract No: 199

BARRIERS TO ACCESSING TIMELY SURGICAL CLEFT CARE IN VIETNAM: A MULTI-SITE, CROSS-SECTIONAL OUTCOMES STUDY

9:30 AM - 9:40 AM

Jordan Swanson (1), Caroline Yao (2), Allyn Auslander (3), Heather Wipfli (4), Dayana Chanson (5), Jane Figueiredo (5), Barrie Gura (4), Kristin Hatcher (6), Richard Vanderburg (7), William Magee (8), Jordan Swanson (1)

Abstract No: 200

PATIENT PERCEPTIONS OF BARRIERS TO CLEFT CARE IN LOW- AND MIDDLE-INCOME COUNTRIES

9:40 AM - 9:50 AM

Caroline Yao (1), Jordan Swanson (2), Dayana Chanson (3), Allyn Auslander (4), Jane Figueiredo (3), Heather Wipfli (5), Barrie Gura (5), Kristin Hatcher (6), Richard Vanderburg (7), William Magee (2), Caroline Yao (1)

Abstract No: 201

DISCUSSION

9:50 AM - 10:00 AM

Concurrent General Session F: ASCFS Panel

8:00 AM - 10:00 AM - Salon A & B

Chair: *Ramon L. Ruiz, DMD, MD*

Co-Chair: *Laura H. Swibel Rosenthal, MD*

Educational Objective: Learners will be able to understand the current state of digital analysis of shape, and participate in a discussion of which outcome measures best reflect surgical performance, and which measures should become the standard of evaluation for future research and clinical outcome reports.

BEYOND THE CEPHALIC INDEX: HOW SHOULD WE REALLY BE MEASURING OUR SYNOSTOSIS OUTCOMES?

8:00 AM - 10:00 AM

David Khechoyan (1), Derek Steinbacher (2), Jesse Taylor (3), Albert Woo (4), David Khechoyan (1)

Abstract No: 202[^]

Morning Break

10:00 AM - 10:30 AM - 2nd Floor Pre-function Foyer

Closing General Session

10:30 AM - 12:30 PM - Grand Ballroom A

Chair: *Ramon Ruiz, DMD, MD*

Co-Chair: *Laura Rosenthal*

The learner will:

- 1) discuss how to recognize pediatric patients with a compromised airway caused by craniofacial anomalies.
- 2) describe treatment of obstructive sleep apnea caused by obstruction from the nasal cavity to the larynx.

PEDIATRIC PATIENT WITH AN AIRWAY OBSTRUCTION

10:30 AM - 12:00 PM

Sidney Eising (1), Steven Goudy (2), Han Phan (3), Sean Edwards (4), Sidney Eising (1)

Abstract No: 203[^]

CLOSING SESSION

12:00 PM - 12:30 PM



EXHIBITORS

As of March 10, 2016, the following companies/organizations had registered to exhibit at the 73rd Annual Meeting. Please take time to thank them for their support.



1. **3D Systems** is a leading provider of personalized surgical treatments and patient specific medical devices, including virtual surgical planning and clinical transfer tools, using 3D modeling and printing. 17301 W. Colfax Ave, Suite 300 | Golden, CO 80401 | 303-273-5344 | www.medicalmodeling.com



2. **3dMD** showcases its latest practical temporal-3dMD systems for clinical use. With a dense-surface sequence, clinicians can assess, track, and measure anatomical shape change with motion. 3200 Cobb Galleria Parkway SE, #203 | Atlanta, GA 30339 | 770-612-8002 | www.3dMD.com



3. **Canfield Scientific** is the leading worldwide developer of imaging software and photographic systems for medical and aesthetic practices, hospitals, and skin care and wellness centers. 253 Passaic Ave. | Fairfield, NJ 07004 | 973-276-0336 | www.canfieldsci.com



4. **CRC Press-Taylor & Francis Group** is a global publisher of print and electronic books for medical, scientific and technical communities. 6000 Broken Sound Pkwy NW, Suite 300 | Boca Raton, FL 33487 | 561-998-2507 | www.crcpress.com



5. **Dr. Browns Medical by Handi-Craft Co.** - The new Dr. Brown's product line of infant feeding solutions offers innovative products to support babies with specific feeding needs. 4433 Fyler Ave. | St. Louis, MO 63116 | 314-445-3310 | www.drbrownsbaby.com/medical



6. **KLS Martin** is a company dedicated to producing innovative medical devices for craniomaxillofacial surgery including surgical instruments, distraction osteogenesis craniomaxillofacial devices, and power systems. PO Box 16369 | Jacksonville, FL 32245 | 904-641-7746 | www.KLSMartinNorthAmerica.com



7. **Orthomerica Products, Inc.**, one of the leading global providers of orthotic products, develops, manufactures, and markets prefabricated, semicustom and custom orthoses for adults and children for over 20 years. 6333 N. Orange Blossom Trail | Orlando, FL 32810 | 407-290-6592 | www.orthomerica.com




8. **OsteoMed** is a leading global innovator, developer, manufacturer and marketer of specialty medical devices, surgical implants and powered surgical instruments. 3885 Arapaho Rd. | Addison, TX | 972-677-4607 | www.osteomed.com



9. **Stryker** has a comprehensive product portfolio including bone fixation systems, biomaterials, porous polyethylene implants, microdissection needles, and patient-specific implants to address a variety of surgical specialties and procedures. 750 Trade Centre Way, Suite 200 | Portage, MI 49002 | 800-834-2464 | www.stryker.com/cmf

PENTAX MEDICAL



10. The Cleft Palate–Craniofacial Journal/Allen Press Publishing is an interdisciplinary international journal dedicated to current research on etiology, prevention, diagnosis, and treatment of craniofacial anomalies.
810 E. 10th St. | Lawrence, KS 66044 | 800-627-0932 x242 | www.cpcjournal.org

11. Pentax Medical offers a full line of imaging and clinical assessment products for cleft palate and speech, used in leading clinics worldwide. 3 Paragon Dr. | Montvale, NJ 07645 | www.pentaxmedical.com | 800-289-5297

12. Seattle Children's Hospital is ranked No. 6 in the country by *U.S. News & World Report*. Seattle Children's delivers superior patient care while advancing new treatments through pediatric research. 4800 Sand Point Way NE | Seattle, WA 98105 | 206-987-3244 | www.seattlechildrens.org

13. Smile Train is a progressive cleft charity that trains local doctors to perform cleft surgery and comprehensive cleft care in their own communities.
4800 Sand Point Way NE | Seattle, WA 98105 | www.smiletrain.org | 646-751-3236

14. VitalHealth Software provides cloud-based eHealth solutions which integrate with EHRs to efficiently communicate with and monitor patients with craniofacial conditions. 250 Marquette Ave., Suite 550 | Minneapolis, MN 55401 | www.vitalhealthsoftware.com | 877-340-3647

15. Nationwide Children's Hospital - Cleft Lip and Palate Center. Expert, comprehensive care because every outcome matters. 700 Children's Dr. | Columbus, OH 43205 | 614-355-0884 | www.nationwidechildrens.org

16. myFace transforms the lives of patients with facial disfigurement by funding comprehensive medical, surgical, and psychosocial support, as well as sponsors research and promotes public education. 333 East 30th St. Lobby Office | New York, NY 10016 | www.myface.org | 212-263-6656

17. American Cleft Palate–Craniofacial Association - Standards of Care. International journal. Annual Meeting. Multidisciplinary Networking. ACPA membership is essential to researchers and professionals dedicated to the care of persons with cleft palate and other craniofacial anomalies. 1504 E. Franklin Street, Suite 102 | Chapel Hill, NC 27514 | 919-933-9044 | www.acpa-cpf.org

18. Cleft Palate Foundation - Serving patients and families affected by cleft and craniofacial conditions since 1973 with connections to local teams and resources, education and personal support, research funding, college scholarships, and more. 1504 E. Franklin Street, Suite 102 | Chapel Hill, NC 27514 | 919-933-9044 | <https://cleft2017.org>

19. 13th International Congress of the Confederation of Cleft Lip, Palate and Related Craniofacial Anomalies - This is the prestigious event for professionals working for Cleft and Craniofacial Anomalies. The congress provides a platform for all voices involved in cleft and craniofacial care and keeping this in mind, the theme of this congress is: Think, Treat and Teach. Chennai (Madras), India | February 8-11, 2017 | <https://cleft2017.org>



SPONSORS

ACPA would like to extend a Special Thank You to KLS Martin, 3dMD, Children's Healthcare of Atlanta, Stryker, Nationwide Children's Hospital and Mohammad Mazaheri, MDD, MSc for their support at this year's meeting!

PLATINUM

KLS martin[®] GROUP

KLS Martin is a company dedicated to producing innovative medical devices for craniomaxillofacial surgery including surgical instruments, distraction osteogenesis devices, and power systems.

KLS Martin
PO Box 16369
Jacksonville, FL 32245
904-641-7746
www.KLSMartinNorthAmerica.com

GOLD

3dMD

3dMD showcases its latest practical temporal-3dMD systems for clinical use. With a dense-surface sequence, clinicians can assess, track, and measure anatomical shape change with motion.

3dMD
3200 Cobb Galleria Parkway SE, #203
Atlanta, GA 30339
www.3dMD.com
770-612-8002
info@3dMD.com

SILVER



Children's[™] Healthcare of Atlanta

Children's Healthcare of Atlanta has been 100% dedicated to kids for more than 100 years. Children's is the largest healthcare provider in Georgia with three hospitals and 27 neighborhood locations.

Children's Healthcare of Atlanta
1699 Tullie Circle NE
Atlanta, GA 30329
404-785-6900
www.choa.org

stryker

A comprehensive product portfolio including bone fixation systems, biomaterials, porous polyethylene implants, microdissection needles, and patient-specific implants to address a variety of surgical specialties and procedures.

Stryker
750 Trade Centre Way, Suite 200
Portage, MI 49002
800-834-2464
www.strykercmf.com

BRONZE



NATIONWIDE CHILDREN'S When your child needs a hospital, everything matters.™

Cleft Lip and Palate Center. Expert, comprehensive care because every outcome matters.

Nationwide Children's Hospital
700 Children's Dr.
Columbus, OH 43205
614-355-0884
www.nationwidechildrens.org

Disclaimer: While the above information is believed to be accurate, neither American Cleft Palate-Craniofacial Association (ACPA), Cleft Palate Foundation (CPF), nor the National Office staff accept responsibility for any errors or omissions. ACPA and CPF do not endorse any product or service with respect to the above sponsors and exhibitors.

ACPA FINANCIAL STATEMENTS

2015

Statement of Financial Position June 30, 2015

ASSETS

CURRENT ASSETS:

Cash and cash equivalents	707,164
Accounts receivable	16,521
Due from the Cleft Palate Foundation	75,645
Other assets	<u>29,199</u>

Total current assets **\$ 828,529**

Investments 805,853

FIXED ASSETS:

Building, furniture, equipment, and software	675,620
Less: accumulated depreciation/amortization	<u>(314,038)</u>

Total fixed assets **361,582**

TOTAL ASSETS **\$ 1,995,964**

Liabilities:

CURRENT LIABILITIES:

Accounts payable	100,273
Accrued liabilities	140,327
Deferred revenue	<u>162,572</u>

Total Current Liabilities **\$ 403,172**

NET ASSETS:

Unrestricted 1,592,792

Total Liabilities and Net Assets **\$ 1,995,964**

Statement of Activities For the year ended June 30, 2015

OPERATING REVENUES AND OTHER SUPPORT

Membership dues and fees	353,050
International airmail receipts	8,290
Annual meeting:	
- Exhibits	40,000
- Commercial support	31,000
- Registration	368,691
Cleft Palate - Craniofacial Journal	56,250
Commission on Approval of Teams application fees	27,785
Grant revenue	14,560
Miscellaneous receipts	<u>750</u>

Total operating revenues and other support **\$ 900,376**

OPERATING EXPENSES

Programs:	
- Membership and team services	317,276
- Annual meetings	409,410
- Educational and research initiatives	40,313
- Cleft Palate - Craniofacial Journal	76,267
- Outreach and alliances	56,973
- Team standards	<u>42,051</u>

Total program expenses **\$942,290**

Management and general \$237,930

Total operating expenses **\$1,180,220**

Excess (deficiency) of operating revenues and other support over operating expenses (279,844)

NONOPERATING SUPPORT AND REVENUES

Investment income 4,977

CHANGE IN NET ASSETS **(274,867)**

NET ASSETS:

Beginning of year	\$1,867,659
End of year	\$ 1,592,792

CPF FINANCIAL STATEMENTS

2015

Statement of Financial Position June 30, 2015

ASSETS

CURRENT ASSETS:

Cash and cash equivalents	\$ 420,169
Accounts receivable	<u>12,029</u>

Total current assets **\$ 432,198**

Investments 950,724

FIXED ASSETS:

Building	149,435
Less accumulated depreciation	<u>(59,420)</u>

Total fixed assets **90,015**

TOTAL ASSETS **\$ 1,472,937**

LIABILITIES AND NET ASSETS

CURRENT LIABILITIES:

Accounts payable	7,015
Due to ACPA	<u>75,645</u>

Total Current Liabilities **\$ 82,660**

NET ASSETS

Unrestricted:

- Board-designated for endowment	23,353
- Undesignated	<u>543,090</u>

Total unrestricted **\$ 566,443**

Temporarily restricted:

- Program purposes	232,261
- Accumulated endowment earnings	249,779

Total temporarily restricted **\$ 482,040**

Permanently restricted 341,794

Total Net Assets 1,390,277

Total Liabilities and Net Assets **\$ 1,472,937**

Statement of Activities For the year ended June 30, 2015

	Unrestricted	Temporarily Restricted Funds	Permanently Restricted Funds	Total
OPERATING REVENUES AND OTHER SUPPORT				
Contributions	193,813	60,449	0-	254,262
Pamphlet and bear sales	31,390	0	0	31,390
Miscellaneous income	1,834	0	0	1,834
Net assets released from restrictions	<u>9,583</u>	<u>(9,583)</u>	<u>0</u>	<u>0</u>
Total Operating revenues and other support	\$ 236,620	\$ 50,866	0	\$ 287,486
OPERATING EXPENSES				
Programs:				
Family services	156,009	0	0	156,009
Outreach and alliances	12,077	0	0	12,077
Educational research initiatives	85,838	0	0	85,838
Total programs	253,924	0	0	253,924
Management and general	75,091	0	0	75,091
Fundraising	<u>49,860</u>	<u>0</u>	<u>0</u>	<u>49,860</u>
Total Operating expenses	\$ 378,875	0	0	\$ 378,875
Excess (deficiency) of operating revenues and other support over operating expenses (142,255)		50,866	-	(91,389)
NONOPERATING SUPPORT AND REVENUES				
Investment income	(96)	1,054	-	958
CHANGE IN NET ASSETS	(142,351)	51,920	-	(90,431)
NET ASSETS				
Beginning of year	\$ 708,794	\$ 430,120	\$ 341,794	\$ 1,480,708
End of year	\$ 566,443	\$ 482,040	\$ 341,794	\$ 1,390,277

CPF CONTRIBUTIONS 2015

ACPA Members are Italicized

Benefactor (\$2500-4999)

Lori and Jon Cilley
Thomas Biermann

Patron (\$1000-2499)

Silvia Blemker
R.P. Stephen and Kathy Davis
Frank Efezokhae
Ruth A. Hoffman
William Hoffman
Bruce Horswell
James Lehman
David Low
Alexandra MacCracken
Pat Malmstrom
Martha Matthews
Richard James Nissen
Michael Petersen
Howard Saal
Patricia Schultz
Karin Vargervik
Martha Weber
Sasha and Nichelle Berry Weintraub
Joseph Williams
Isaac Wormom

Partner (\$750-999)

Dianne Altuna
Daniel J. Brachman
Hughlett Morris
Suman Saxena

Sponsor (\$500-749)

Cheryl Anderson-Cermin
Victoria Artis
Claudia Crilly Bellucci
Marilyn Cohen
Mimis Cohen
Norma Exner
Terrence Furey
Brian Gilbert
Yvonne Gutierrez
Ronald Reed Hathaway
William Hunter, Jr. TTEE
Hayden Revocable Trust
Oksana Jackson
Katie Johnson
Guy Lanzi
Shawn R. Lockery
Ross E. Long, Jr.
Joan P. Lowry
Katherine McNabb
Carl and Bickley Negin
Blana Patricia Rojas
Iris Sageser
Sarah and Andrew Scott
Earl Seaver
Wendy-Jo Toyama
Donald Warren
Libby Wilson

Friend (\$250-499)

Elizabeth Allen
Gary Anderson
Diane Atabek
Larry Black
Anne Boekelheide
A. Mark Boustred
Greg Bowden
Dustin Bureson
Richard Campbell
Mary Carpenter
James Clark
Scott Cohen
Douglas Courtemanche
Arlene Dagys
Lisa David
Sean Edwards
Sidney Eisig
Deji Fashemo
Hugh Gillard
John Giroto
John Grant
Mary Hardin-Jones
Leslie Holve
Mark Jackson
Michael Jaskolka
Roderick Jordan
Katherine Kelly
Nancy Kieffer
David Kuehn
Lisa Lakritz
Mary Leong
Doris Liu
Angelina Loo
Jerald Moon
Dianne Mulick-Altuna
Gary Neiman
Mary O'Gara
Robert Parsons
Posey Randall
John Riski
Ernesto Ruas
Dennis and Joanne Ryba
Claudia Sanchez
Jack Selber
Barbara Sheller
Michael Shimizu
J.C. Shirley
Steven Smiley
Peter Spalding
Dawn Spusta
John Teichgraeber
Judith Trost-Cardamone
Linda Vallino Napoli
Duane VanDemark

Affiliate (\$100-249)

Joan Arvedson
Paul Austin
Allan Edward Baer
Stephen Baker
Joan Barzilai
Adriane Baylis
Ronald Bellohusen
Roberto Bendoni
Aimee Best

Uldis Bite

Nadine Block
Debra Bloom
Sydney Butts
John Caccamese
Angelo Capozzi
Veronica Casier
Charles Castiglione
Oliver Chamberlain
Wallace Han-Jen Chang
Janet Chen
Brian Collins
Will Condrey
John Connell
Daniel Cook
Erica Cooper
Christopher Coskey
Roger Crockett
Michael Darnell
Joanne Denison
Joseph Carlos Dieguez
Stephanie Drew
Charlotte Ducote
Leslie Eagle
Omri Emodi
Brooke Erdley
Nicholas and Sally Falzone
Linda Fawx
M.L. Felder
Michelle Ferketic
Wanda Flinn
Leonard Furlow
Dana Gamblin
Patricia Glick
Kerry Hale
Pamela Hanson
Georges Herzog
Virginia Hinton
Todd Hughes
Jamie Idelberg
Robert Isaacson
Robert Jacob
Rahul Jajoo
Alexis Johns
Karen Jones
Kathleen Kapp-Simon
Jennifer Keagle
Sukwha Kim
Sara Kinter
Juris Kivuls
Ulrich Klein
Heather Krieger
Mark Krugman
Ann Kummer
Pik Kwan
Janice Lalikos
Patricia Landis
David Leber
Jean-Francois Lefavre
Kathleen Leon
Andrew Lidral
John Lindstrom
Tymothy Lipari
Robert Lipinski
Joy Liu
Matt and Laura Livingood

Lun-Jou Lo

Mary Lucas
Alexis Lukas
Will and Amy Mackin
Meg Maguire
Kerry Callahan Mandulak
Tonya Mayer
Mark and Susan McDonough
Stephen Ministry
Dale Misiek
Karlind Moller
David Motoki
Jose Navarrette
Michael Nelson
Christian and Leah Noll
Terumi Okada Ozawa
M. Lena Omnell
Michael Papademetriou
Stephanie Parker-Helmkamp
Lawrence Noel Patterson
Laura Paul
Earlene Paynter
Charlene Pell
Benoit Piquette
Yasmira Beatriz Pirela
Jenna Potosky
Kim Reed
Pat Ricalde
David and Rosa Ringenary
Martin Romero
Kathleen Russell
Jane E Ryan
Joel and Kathleen Sassa
William Sharrar
Ralph Shelton
Sarah Shoaf
Gary Smiley
Alice Smith
Greg Smith
Miller Smith
Richard Sofiak
Kathy Swanson
Joanne Thomas
Marie Tolarova
Lawrence Tom
David Turner
Carrie Van Acker
Robert K. Veltkamp
Cynthia Verchere
Aaron Williams
Bryan Williams
Kristina Wilson
Gregory Wittpenn
Adam Zimmerman
Mary Zornes

Contributor (\$50-99)

Ann Blanton
Colleen Buchler-Block
Lionel Bulford
Louise Caouette-Laberge
Shana Cascio
Patricia Chibbaro
Khalid Chowdhury
Marjorie and William Clark
Rosalinda Costa

The Cleft Palate Foundation (CPF) sincerely appreciates your generous support. Due to recent system changes, this listing may not contain complete data. Please notify us of any changes to be reflected in our online donor acknowledgements. CPF donors during the 2016 calendar year will be recognized in the 2017 Annual Meeting Program Guide.

Brandin and Leigh Davis
 Kathryn Degner
 Christopher Descantes
 Sylvia Dietsch
 Nancy Ellis
 Mr. and Mrs. Herbert
 Gorenstein
Lynn Grames
 Samuel Gutner
 Steven Handler
Lora Hindenburg
Julia Hobbs
 Wayne and Annie Hom
 Bob and Sarah Horner
Faye Huang
 Jane Hutchinson-Barefoot
Marilyn Jones
Jae Chan Kim
 Alma Loya
 Stephen Loya
 Chantelle MacKenzie
Edward Marshall
 Rita Martin
 Robin McGrew
Robert Menard
 Teresa Mettler
 Jason Miller
 Juliana Millon
Kristine Miu
Michael Moran
Patrick Munson
 Linda Salmonsens Oberg
 Debbie O'Connell
 Eric and Jennifer Olson
Ann Owen
 Patrick Pasquariello
 Sharon Pate
Jamie Perry
Paulo Plessim de Almeida
 Carole Putnam
 Jenneti Rachpaul
 Claudia Rebello
 Richard and Deborah
 Redfearn
Steven Roser
 Elizabeth Ross
Kimberly Seifert
Patricia Severns
 Floyd E. Shew
Laura Shotts
Kirt Simmons
 Barbara Sprunt
Heath Stewart
Sandra Sulprizio
Frank Tuminelli
Katherine Vig
Daniela Vivaldi
Susan Wallace
David Zajac

Other Donors

Carlisle and Valerie Abbott
 Lupe and Rodrigo Aguilera
 Katherine Albertini
 Christine Amira
 Sarah Bailey
 Jason Baker
 Violette Baldessari
 Patricia Barber
 Brooke Benson
 Alan and Beverly Besing
 Therese A. Boucher
 Ryan Brady
Tambi Braun
 Andrew Bravo
Mary Breen
 Bruce Brown
 T Bruster
 Dustin Cannon
 Peggy Chandler
 Pin Chih Lee
 Christy Church
Ellen Cohn
Dana Collins
 Lain Collopy
 Samantha DeBias
 Samantha Delicato
 Felicia and Harvey Diggs
Linda Duffy
Linda Dunckley
Brittany Eubanks
 Victoria Farrell
Simone Fischbach
 Steven Fishburn
 Jim and Pat Foley
 Brian and Katie Frimming
Rhona Beth Galera
 Amy Gardiner
 EM and Ted Glick
 Gerald and Nancy Graser
 Gertrude Harris
 William Harrison
 Kenneth Harrold
 Gregory L. Hassler
 Samantha Hays
 Minya Hensley
 Heather Herman
Takashi Hirakawa
Keisuke Imai
Setsuko Imatomi
Cynthia Jacobsen
 Carly Jenner
 Maria Johnson
 Lindsay Johnston
Lewis Kay
 Michael Kelley
 Meredith Kelly
 Muriel Kudera
Donald Laub

Terry Levitt
Daniel Levy-Bercowski
 Keri Lintz
 Anthony and Claudia Lisi
 Luz Elena Lopez
 Maria Marengo
 Lisette and Efrain Martinez
 Melissa Mattioli
Riccardo Francesco Mazzola
 Kim McCurrie
 Tammy Meadows
 Colene Melson
 Edward Meltzer
 Shanna Mercado
 Jeffery Mercer
 Vanessa Metz
Janet Middendorf
 Daniel Miller
Lenore Daniels Miller
 Caitlin Mitchel-Markley
 David and Laura Moses
 Peter Mossey
Maria Angelica Muñoz
Roxana Mussa
Norifumi Nakamura
 Bill Norton
 Brandy Nuno
Sheryl Palm
Jack Paradise
William Parris
Jody Peake
Gregory Pearson
 Dee A. Peck
Gloria Petit-Clair
 Marilyn Prouty
Colette Reynolds
 Wendy Rickard
 Jillian Robinson
Victoria Rothman
Jacques Saboye
Koichi Satoh
 Jon Sauve'
 Robert Scheirer
 Arthur and Donna Scheller
 Suzanne Schoch
 Corinne Seaton
 Khaled Sharaf
Nancy Shinno
 Connie Shuping
 Laurie Slik
 Connie Slye
Theresa Snelling
 Angela and Michael
 Stewart
 Ryan Stocking
Philip Stoddard
Kristin Stueber
Chihiro Sugiyama
 Katie Sweers

Evelia Talavera
Yasuyoshi Tosa
Walied Touni
William Trier
 Deborah Trombley
 Laura Unangst
 Maria Soledad Urzua
 Marc Schoppe and Patience
 Vail
 Trista Vanderah
 Carlos Vasquez
Pedro Vieira
 Marie A. Weir
 Alexis Wheeler
 Roxanna Wilson
 Janice Woolsey
 Robert and Kristine Yaworski

Charitable Bequests

Mrs. Amelia M. Graning
 Ms. Anne E. Sanders
 Dr. J. Daniel Subtely

In Honor of

Cannon Kelly
 Annie Hale
 Carrick Marley
 Jameson Scott
 Marilyn Cohen
 Jaxon
 Samantha
 Richey Ortiz
 James Ray
 Morgan Brachman
 Brayden Riley Hughes

In Memory of:

Dr. Gerald M. Sloan
 Evelyn Fox
 Jerome E. Glickman
 Ms. Thelma Cohen
 Alphonse Burdi, PhD
 Anna Lindy Cashier
 Betty Jane McWilliams,
 PhD
 Daniel Subtely, DDS
 Don. D. LaRossa, M.D.
 Dr. David Precious
 Dr. William G. Waters
 Erich Saake
 Evelyn Fox
 Grandfather
 Mary Pannbacker
 Mildred Nicholson
 Miriam Madison Hayden
 Raymond R. Boucher

The Cleft Palate Foundation (CPF) sincerely appreciates your generous support. Due to recent system changes, this listing may not contain complete data. Please notify us of any changes to be reflected in our online donor acknowledgements. CPF donors during the 2016 calendar year will be recognized in the 2017 Annual Meeting Program Guide.

Children's Healthcare of Atlanta Center for Craniofacial Disorders



Children's[™]
Healthcare of Atlanta
Dedicated to All Better

We offer:

- Specialized care for patients from birth to age 21
- Board-certified pediatric plastic surgeons
- High-quality care for children with cleft lip and palate, facial trauma and rare craniofacial syndromes
- Experience—we are one of the highest volumes centers in the country for children with cleft lip and palate

For more information:



choa.org/craniofacial

Children's Healthcare of Atlanta

Three hospitals • 28 neighborhood locations
876,000+ patient visits per year

© 2016 Children's Healthcare of Atlanta Inc. All rights reserved. SURG 963689.kc.02/16



Join us

International Velopharyngeal Dysfunction Symposium

September 16-17, 2016
Columbus, OH

Register today at NationwideChildrens.org/VPD-2016 or visit
the Nationwide Children's booth for more information.



**NATIONWIDE
CHILDREN'S**
When your child needs a hospital, everything matters.™

ONLINE COMMUNITY TRAINING

At ACPA's 73rd Annual Meeting

Date: Wednesday, April 6

Time: 7:00-8:00AM

Location: Hilton Atlanta Hotel, Room 213

Cost: Free

ACPA will be launching an online community for ACPA members this year. The online community will provide ACPA members a place to ask questions, connect, network, share resources and more. In addition, the community will have discussion forums, member profiles, resource libraries, blogs and events.

This free session will provide attendees with a sneak peek and training on how to use the online community, which will officially be launched sometime after the Annual Meeting.

Instruction will be provided with a projector and screen, but attendees are encouraged to bring a laptop, tablet or smart phone to follow along during the training session.

ACPA members are encouraged to join. Individuals who are not members of ACPA that are interested in learning about one of ACPA's newest member resources are welcome to attend.

Dedicated to being your **preferred CMF company**

Visit us to learn more:

During the ACPA Annual Meeting or online at
www.stryker.com/cmf

CMF-BR-21 Rev. None

Ways to Get Involved

300+ manuscripts are submitted to CPCJ annually. We need experts in all fields of cleft and craniofacial care to review these articles.

For more than 50 years, CPCJ has maintained the highest standards of research. It takes a team of reviewers, editors, and authors to keep this going.



Become a reviewer
and help keep *CPCJ*'s tradition
of excellence alive.

Further instructions are available at
cpcjournal.org/page/call_reviewers.
Questions? Email journal@acpa-cpf.org.

Thank you,
Dr. Jack Yu, Editor

American Cleft Palate–Craniofacial Association

74th ANNUAL MEETING

SAVE THE DATE

MARCH 13-18, 2017

THE BROADMOOR, COLORADO SPRINGS, CO

- Learn about advancements in cleft & craniofacial care.
- Improve patient outcomes through increased knowledge.
- Engage with thought leaders across multiple disciplines.
- Network with professionals from around the world.
- Focus on how to effectively use team care.



meeting.acpa-cpf.org/2017.html

A NEW 3dMD PARADIGM TO ACHIEVE OPTIMUM IMAGE RESULTS EVERY TIME.



Now Easily Select The Best 3dMDimage from a Temporal-3D Sequence (4D).

In response to valuable customer input on our high-speed temporal-3dMD systems (as it related to data management, time, and cost) and funding from the National Institutes of Health NIDCR STTR Grant DE019742, 3dMD is proud to introduce its next generation of cost-effective temporal-3dMD systems, which are now in daily use at prestigious teaching hospitals and research institutions around the world.

With 3dMD your 3D surface imaging protocols no longer have to be dependent on capturing that one vital 3D image in a single point-and-click set-up. At the annual ACPA meeting, please visit 3dMD to learn how easy it is to subsequently select the best possible 3dMDimage(s) from a progressive 3D sequence; minimize the uncertainty associated with imaging children; document the most appropriate facial expressions for comparison purposes; and analyze dense-3D surface motion to quantify facial function.



Temporal-3dMDheadT Systems are also available.

info@3dMD.com • www.3dMD.com
The Americas & Asia Pacific Operations +1 770.612.8002
Europe, Middle East & Africa Operations +44 (0) 203 5670566

3dMD
A Life Time in 3D.



Hope and Help are on the line.

For 43 years, we've been *ALL IN*. We're making a difference for individuals and families affected by cleft lip, palate, and other craniofacial anomalies through:

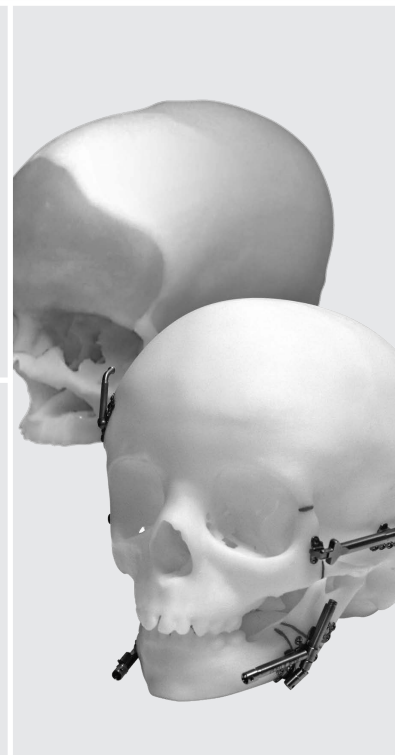
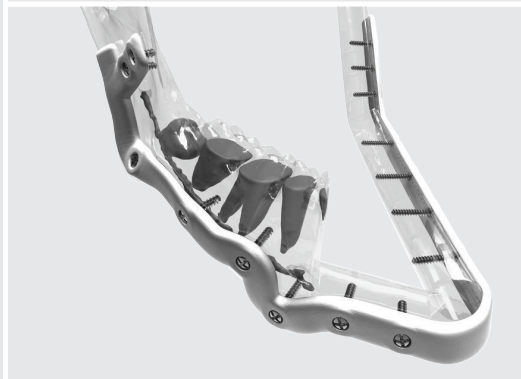
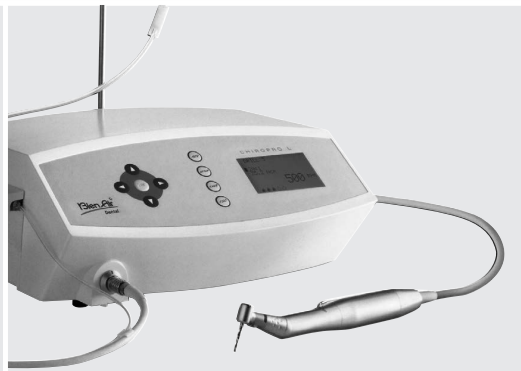
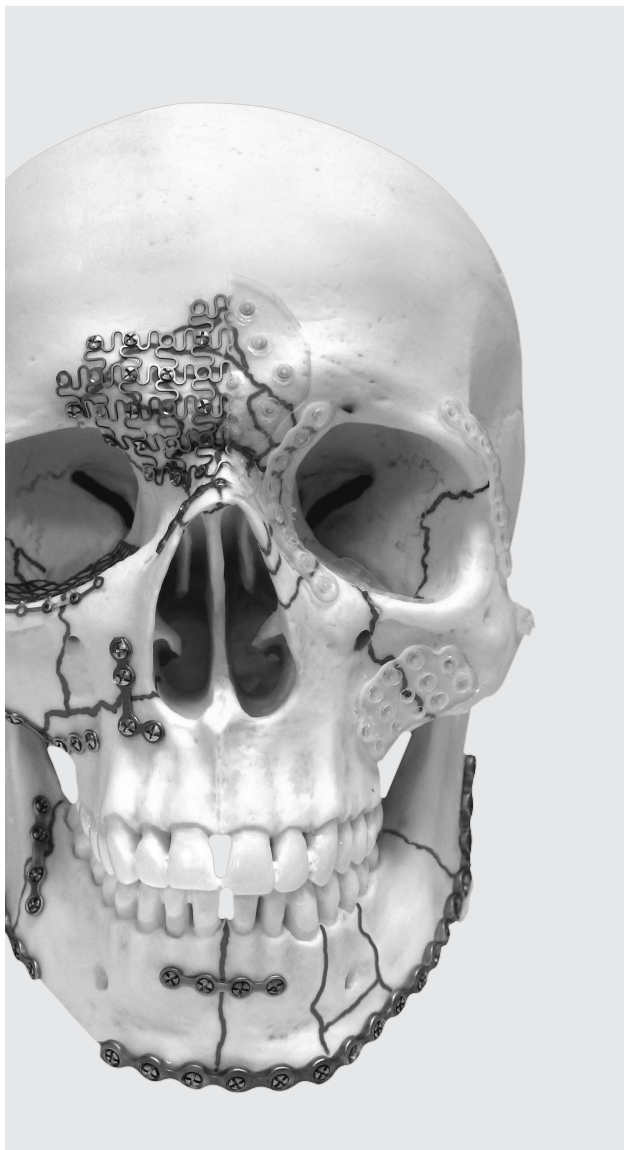
- Informational booklets
- Personal support
- Referrals to treatment teams
- Scholarships & research grants

There are no shortcuts in cleft care and we proudly join you in meeting the challenges of each person's journey together.



KLS Martin® is a proud sponsor of

ACPA



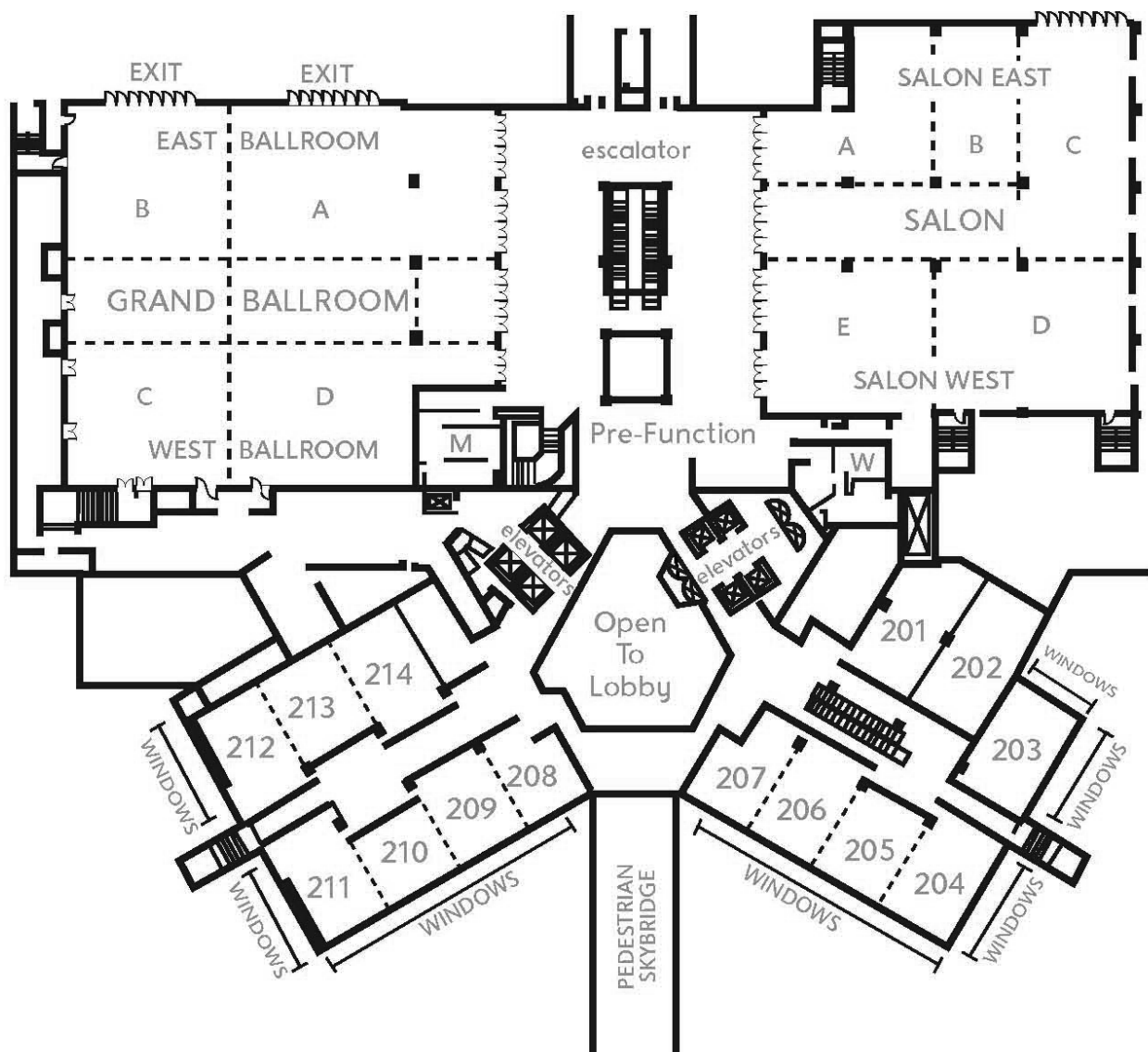
Surgical Innovation is our Passion

KLS martin®
GROUP

www.klsmartinnorthamerica.com

Second Floor

meeting facilities



ACPA's 73rd Annual Meeting & Pre-Conference Symposium

SCHEDULE AT A GLANCE

SUNDAY, APRIL 3

9:00 am - 4:00 pm Americleft Speech Project: A One-Day Listener Training Workshop

MONDAY, APRIL 4

8:00 am - 5:45 pm Pre-Conference Symposium: Quality, Access and Value: A Road Map to Outcomes*

3:00 pm - 7:00 pm ASCFS Council Meeting [◊]

TUESDAY, APRIL 5

8:00 am - 12:30 pm Pre-Conference Symposium: Quality, Access and Value: A Road Map to Outcomes*

8:30 am - 12:00 pm A Workshop in Increasing Leadership Effectiveness *

12:00 pm - 1:00 pm Lunch (On Your Own)

12:00 pm - 1:30 pm Committee Chair Luncheon [◊]

1:00 pm - 6:30 pm ACPA/CPF Committee Meetings [◊]

4:30 pm - 5:00 pm Visiting Scholar Presentation

5:30 pm - 6:30 pm New Member Orientation

6:30 pm - 8:30 pm ACPA/CPF Presidents' Welcoming Reception*

WEDNESDAY, APRIL 6

7:00 am - 8:00 am Eye Openers: Group 1*

7:00 am - 8:00 am Online Community Training

7:00 am - 12:30 pm Poster Session A

7:30 am - 8:20 am Past Presidents' Breakfast [◊]

8:30 am - 9:30 am Opening Ceremony & Keynote Address: Martin Persson, Ph.D., MPH, M.Sc.

10:00 am - 12:00 pm General Session I

12:00 pm - 1:30 pm Lunch (On Your Own)

CAT Meeting/Lunch [◊]

Ethics Roundtable (w/Optional Lunch)*

Cleft and Craniofacial Care in MENA

Program Committee/Lunch [◊]

1:00 pm - 6:30 pm Poster Session B

1:30 pm - 2:30 pm General Session II: Panel

3:00 pm - 4:30 pm Discipline Forums

3:00 pm - 6:30 pm CPCJ Editorial Board Mtg [◊]

4:30 pm - 6:00 pm Ideas & Innovations

6:00 pm - 7:00 pm Oral and Maxillofacial Surgery Reception*

Americleft Meet & Greet

6:30 pm - 8:00 pm CPF Donor Reception [◊]

7:00 pm - 8:30 pm CPCJ Editorial Board Dinner [◊]

9:00 pm - 10:00 pm Young Professionals Meetup

THURSDAY, APRIL 7

7:00 am - 8:00 am Eye Openers - Group 2*

7:00 am - 6:00 pm Poster Session C

8:00 am - 10:00 am Junior Investigator Session

10:30 am - 12:00 pm General Session III

12:00 pm - 2:00 pm Annual Awards Luncheon*

2:30 pm - 4:00 pm Study Sessions - Group 1*

3:00 pm - 6:00 pm ASCFS Council Meeting [◊]

4:30 pm - 6:00 pm Study Sessions - Group 2*

6:00 pm - 7:00 pm Transportation to Georgia Aquarium

6:30 pm - 10:30 pm ACPA's 73rd Annual Gala*

FRIDAY, APRIL 8

6:30 am - 7:30 am Yoga Session*

7:00 am - 8:00 am ASCFS Breakfast +

8:00 am - 12:30 pm Poster Session D

8:00 am - 9:00 am Concurrent Session A, B, C

9:00 am - 10:00 am ACPA Annual Business Mtg**

10:30 am - 12:00 pm Concurrent Specialty Sessions 1-5

12:00 pm - 1:30 pm ASCFS Business Meeting/Luncheon [◊]

12:00 pm - 1:30 pm Nurse/Coordinator Lunch*

12:00 pm - 3:30 pm ACPA Board Meeting [◊]

1:00 pm - 5:30 pm Poster Session E

1:30 pm - 3:00 pm Concurrent Specialty Sessions 6-10

3:30 pm - 5:00 pm Concurrent Specialty Sessions 11-15

5:00 pm - 7:00 pm ASCFS Craniofacial Program Directors Meeting [◊]

5:30 pm - 6:30 pm International Reception

6:00 pm - 9:00 pm Quality of Life Dinner [◊]

SATURDAY, APRIL 9

8:00 am - 9:00 am Concurrent Session D: Outcomes

9:00 am - 10:00 am Concurrent Session E: International Care

8:00 am - 10:00 am Concurrent Session F: ASCFS

10:30 am - 12:30 pm Closing General Session

* Separate Registration Required

** Open only to ACPA Members

+ Open only to ASCFS Members

[◊] Invitation Only

